

Ergodic Time-Reversible Chaos for Gibbs' Canonical Oscillator

William Graham Hoover, Ruby Valley Research Institute

Corresponding Author email : hooverwilliam@yahoo.com

Ruby Valley Research Institute

Highway Contract 60, Box 601, Ruby Valley, Nevada 89833, USA ;

Julien Clinton Sprott, Department of Physics

University of Wisconsin - Madison, Wisconsin 53706, USA ;

Puneet Kumar Patra, Advanced Technology Development Center

Department of Civil Engineering, Indian Institute of Technology

Kharagpur, West Bengal, India 721302 .

(Dated: October 20, 2015)

Abstract

Nosé's pioneering 1984 work inspired a variety of time-reversible deterministic thermostats. Though several groups have developed successful *doubly*-thermostated models, single-thermostat models have failed to generate Gibbs' canonical distribution for the one-dimensional harmonic oscillator. A 2001 doubly-thermostated model, claimed to be ergodic, has a singly-thermostated version. Though neither of these models *is* ergodic this work has suggested a successful route toward singly-thermostated ergodicity. We illustrate both ergodicity and its lack for these models using phase-space cross sections and Lyapunov instability as diagnostic tools.

Keywords: Ergodicity, Chaos, Algorithms, Dynamical Systems

I. SINGLE-VARIABLE THERMOSTATS AND GAUSSIAN ERGODICITY

In 1984 Hoover explored the application of the Nosé-Hoover version¹ of Nosé’s canonical motion equations^{2,3} to a harmonic oscillator at thermal equilibrium with coordinate q , momentum p , temperature T , and thermostat variable ζ :

$$\{ \dot{q} = p ; \dot{p} = -q - \zeta p ; \dot{\zeta} = [p^2 - T] / \tau^2 \} [\text{NH}] .$$

Posch, Hoover, and Vesely found that this model partitions the (q, p, ζ) phase space into many separate toroidal regions embedded in a chaotic sea⁴. The complexity and the stiffness of the solutions increase rapidly as the thermostat response time τ is reduced. In addition to equilibrium applications analogous motion equations can be used to thermostat irreversible nonequilibrium simulations such as steady shear and heat flows. The harmonic oscillator can generate steady-state heat flow problems if the temperature varies in space^{5,6} :

$$1 - \epsilon < T = T(q) = 1 + \epsilon \tanh(q) < 1 + \epsilon .$$

Here ϵ is the maximum value of the temperature gradient, (dT/dq) , to which the oscillator is exposed. It can be viewed as the strength of nonlinearity, and depending on its value, one can move from the equilibrium regime (where $\epsilon = 0$) to the nonequilibrium regime (where $\epsilon > 0$).

Somewhat paradoxically, the Nosé-Hoover motion equations as well as all the others we consider here are *time-reversible*, even away from equilibrium. That is, any time-ordered sequence of (q, p, ζ) points can be reversed either by [1] changing the sign of dt in the integrator, or [2] by changing the signs of the (p, ζ) variables. The harmonic oscillator equations also have mirror symmetry. Changing the signs $(+q, +p) \longleftrightarrow (-q, -p)$ gives an additional pairing of solutions.

Apart from being time-reversible, a good thermostat must result in *ergodic* dynamics. Ergodicity of the dynamics connects dynamical averages with corresponding Boltzmann-Gibbs phase averages. In describing the results of the present work, we have used Ehrenfests’ idea of “quasi-ergodicity”, where the dynamics eventually comes arbitrarily close to each feasible point, interchangeably with “ergodicity”.

For the equilibrium Nosé-Hoover harmonic oscillator, the Gaussian distribution is the stationary solution of the Liouville’s phase-space continuity equation:

$$v = \dot{r} = (\dot{q}, \dot{p}, \dot{\zeta}) \longrightarrow (\partial f / \partial t) = -\nabla_r \cdot (fv) \equiv 0 \longrightarrow$$

$$f(q, p, \zeta) \propto e^{-q^2/2T} e^{-p^2/2T} e^{-\zeta^2\tau^2/2T} ,$$

On the other hand, numerical work gives two kinds of solutions, either quasi-periodic tori, with all Lyapunov exponents being zero or a single chaotic, Lyapunov-unstable sea. The global dynamics, therefore, either remains confined within the tori, or occupies the chaotic sea separated from the tori, depending upon the initial conditions, the temperature T , and the response time τ . In other words the presence of two sets of global maximal Lyapunov exponent - one positive and another zero, indicates that a trajectory starting from an arbitrary initial condition is unable to explore the neighbourhood of the entire feasible phase-space. As a result, the phase-space gets partitioned into at least two noncommunicating regions, violating the metric indecomposibility of the phase space – the necessary and sufficient condition for ergodic dynamics according to Birkhoff’s theorem. Thus the singly-thermostated oscillator equations are not “ergodic”, so that Gibbs’ statistical mechanics is unable to describe the oscillator’s properties. For the next 15 years, which included many failed attempts, no singly-thermostated oscillator models were found to be ergodic.

This letter announces our recent achievements toward the longstanding goal of ergodic singly-thermostated oscillator models. We have carried out a comprehensive exploration of a previous model claimed to be ergodic, and found that it is not. As a result of those investigations we have found a path leading to a singly-thermostated and physically motivated ergodic model for the harmonic oscillator. We lay out the details of these discoveries in what follows and encourage the reader to help explore the new areas opened up by our work.

II. ERGODICITY IS TYPICALLY ABSENT IN THE SF MODEL

In 2001 Sergi and Ferrario [SF] announced that they had found an ergodic thermostated oscillator model⁷. In addition to the oscillator coordinate, momentum, and thermostat variable (q, p, ζ) their model includes a parameter ν which can be either positive or negative:

$$\dot{q} = p(1 + \zeta\nu) ; \dot{p} = -q - \zeta p ; \dot{\zeta} = [p^2 - T - qp\nu]/\tau^2 ; \dot{\eta} = \zeta .$$

Here, and in what follows, we will ignore the fact that SF actually solve the above *four* equations, not just the three shown below:

$$\{ \dot{q} = p(1 + \zeta\nu) ; \dot{p} = -q - \zeta p ; \dot{\zeta} = p^2 - T - qp\nu \} [\text{SF}] ,$$

This is because their work was based on a Hamiltonian with two degrees of freedom. Consider a particular initial condition (q, p, ζ) that evolves in some time t to a unique (q', p', ζ') . The latter variables do not depend on the initial value of η , which could be given or not, arbitrarily. The fourth equation, for the evolution of a variable which is the time integral of ζ , plays no role at all in the dynamics of $(qp\zeta)$ and can so be ignored, which we do throughout. This extraneous variable obscured the fact that SF implicitly claimed ergodicity for a *singly*-thermostated oscillator. As a result, this desirable feature of their relatively widely-cited paper has been previously ignored. However, as a consequence of removing $\dot{\eta}$, the symplecticity of the dynamics disappears.

Like the NH model the SF oscillator has mirror symmetry $(+q, +p) \longleftrightarrow (-q, -p)$. In addition the time reversibility of the Sergi-Ferrario equations requires that the functions p and ζ , *as well as the parameter ν* , all change sign in the reversed motion with the coordinate values unchanged. For clarity we have replaced Sergi and Ferrario's parameter " τ " by ν throughout the present work. This change emphasizes that an increase in $|\nu|$ reduces the response time of the thermostat terms.

For the remainder of this study, we choose to keep $\tau = 1$. Usually τ , which represents the relaxation time of the dynamics, is chosen according to the relation¹²: $\tau^2 = kT/\omega^2$, where ω is the angular frequency of the system. In our present case, since the system comprises a single harmonic oscillator with unit mass and spring constant, $\omega = 1$. Additionally, most of the work ascertaining the ergodicity of thermostatted dynamics has taken the relaxation time to be unity. We wish to highlight the fact that if the relaxation time is chosen too large, it will have no effect on the system dynamics, while if τ is chosen too small, the equations become too stiff.

Sergi and Ferrario claimed that their four [but actually only three, for the reason just cited] oscillator equations⁷ were ergodic (filling out the entire three-dimensional Gaussian distribution) for $\nu > 0.5$. That surprising claim sparked the present work. To begin our exploration of their model we carried out a simulation of the SF equations with the temperature T and parameter ν both equal to unity and with the initial conditions $(q, p, \zeta) = (1, 1, 1)$. **Figure 1** shows the resulting torus, colored according to the local flow instability. Evidently this special case of the SF model is definitely *not* ergodic.

The difficulty in isolating a small embedded torus by looking at the global dynamics¹³ prompted us to investigate the Poincaré section at $\zeta = 0$. In fact, any other *typical* Poincaré

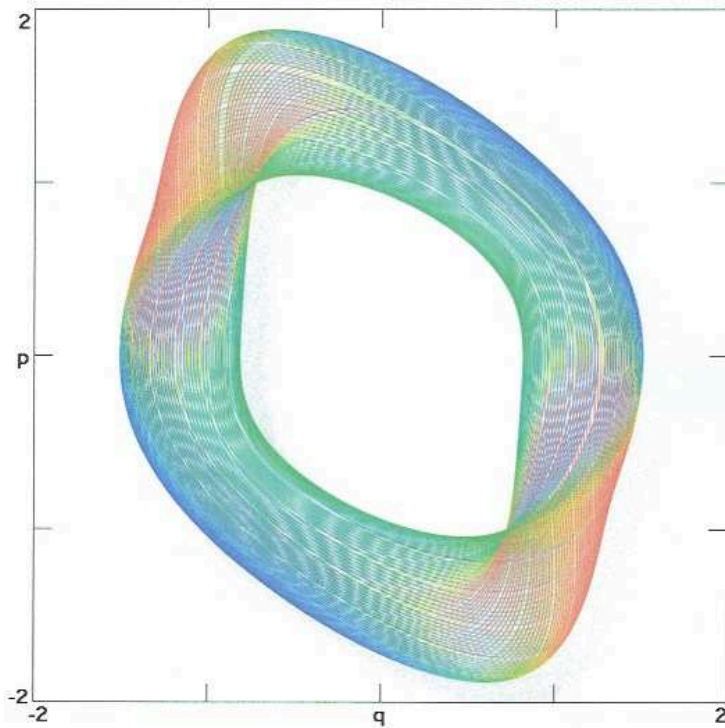


Figure 1: The torus shown here results from the initial conditions $(q, p, \zeta) = (1, 1, 1)$ using Sergi and Ferrario's original equations with $\nu = +1$. The local values of the largest Lyapunov exponent on the torus are indicated by color : -1.06 (blue) $< \lambda_1(t) < 1.89$ (red) . Its time-averaged mean value, $\lambda_1 = \langle \lambda_1(t) \rangle$ is zero. The temperature is unity.

section would have served our purpose. Recall that Gibbs' probability density is Gaussian in both q and p . Accordingly sections in q and p (as well as in ζ) that are far from origin are atypical, and may not give any useful results. So long as the section chosen is a typical one, the dynamics within it can be studied to understand ergodicity.

Rather than abandoning the SF approach we also looked for modifications that might be ergodic. Changing the parameter ν from 1 to 2 or 3 or 4 or 5 or 6 and applying due diligence led in each case to the discovery of nested tori. Typically the tori penetrate the

plane $\zeta = 0$ in four widely-separated distinct places. **Figure 2** illustrates these “period-four” equilibrium points for the SF equations. Just as in the other Figures the online version is colored according to the local value of the largest of the three Lyapunov exponents, $\lambda_1(t)$. We denote the long-time average value of this exponent by $\lambda_1 \equiv \langle \lambda_1(t) \rangle$.

Holes in the chaotic sea are most easily found visually. Then, zooming in on such a hole the central point corresponding to a periodic orbit can be found. By first looking at cross sections decorated by a million penetration points and then zooming in on the holes we can obtain precise six-figure estimates for the $(q, p, 0)$ points that lie at the center of each hole, on the central periodic orbit. Viewed in the $(q, p, 0)$ plane, diligent searches showed that the six choices of ν shown in Figure 2, *all* include simple tori centered on a periodic orbit and embedded in a chaotic sea. Looking at the Figure, the relatively small but clearly visible holes can be seen for $\nu = 2, 4, 5$, and 6 . The large irregular holes for $\nu = 1$ form a cross section of the torus shown in Figure 1. The four tiny holes corresponding to $\nu = 3$ are too small to see without zooming in. Some of the details of these investigations are described in what follows, along with a concluding Summary, Discovery, and Advice section.

III. LYAPUNOV INSTABILITY AND GAUSSIAN MOMENTS

The largest time-averaged Lyapunov exponent λ_1 measures the exponential tendency for two nearby chaotic trajectories to separate, $\delta(t) \simeq \delta(0)e^{+\lambda t}$. The local value $\lambda_1(t)$ exhibits fluctuations, even in the regular toroidal regions where the long-time average, λ_1 , is zero. λ_1 is positive in the chaotic sea. It is a measure of the chaos there. For online viewing we have included the local values with color, ranging from blue to red as the exponent increases. For the model of **Figure 1** the long-time-averaged exponent is equal to zero, as expected for a two-dimensional torus in a three-dimensional space. Simulations with $\nu = 2, 3, 4, 5, 6$ looked much more promising, as they all generated “fuzzy balls” in (q, p, ζ) space. We picture the three-dimensional Gaussian distribution, proportional to $e^{-q^2/2-p^2/2-\zeta^2/2}$, as a fuzzy ball. It is evident that the density falls off exponentially in all directions as one moves away from the “center” of the pictured ball.

We next investigated the ergodicity of these fuzzy balls by measuring the time-averaged moments $\{ \langle q^2, q^4, q^6, p^2, p^4, p^6 \rangle \}$. For every value of ν , using a spacing of 0.05 with $0 < \nu \leq 6$, we found that the deviations from the even Gaussian moments are small

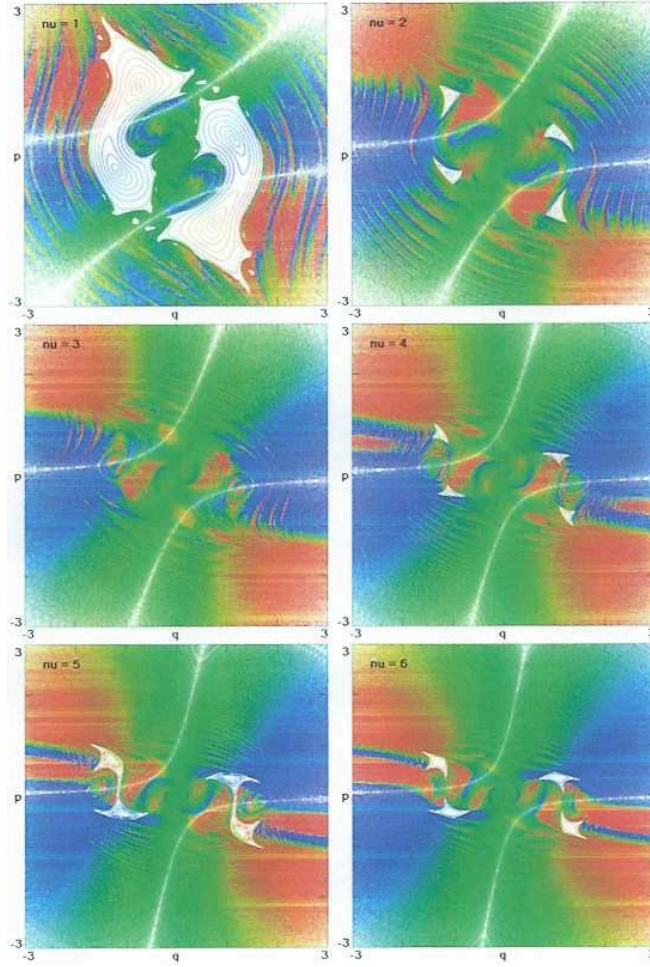


Figure 2: Cross sections at $\zeta = 0$, for different values of ν , with the local values of the largest Lyapunov exponent $\lambda_1(t)$ colored from $\simeq -1.0$ (blue) to $\simeq +1.0$ (red). The top, middle and bottom figures on the left correspond to $\nu = 1, 3$ and 5 , respectively. Likewise, the figures on the right correspond to $nu = 2, 4$ and 6 , respectively. The white curves correspond to intersections with the nullcline surface. There the phase-point velocity is parallel to the $(q, p, 0)$ plane with $q = (p^2 - 1)/(\nu p)$. The tori for $\nu = 2, 4, 5$ and 6 penetrate the plane within four roughly-triangular holes in those cross sections. The tori for $\nu = +3$ are much smaller, as is detailed in Figure 3. The four penetrations occur as two pairs of mirror-image points : $(q, p, 0) = (\pm 1.04031, \pm 0.39432, 0)$ and $(\pm 1.18488, \mp 0.94527, 0)$. The temperature is unity throughout.

and masked by fluctuations whenever the tori diameters are small. These deviations led us to a *topological* investigation of the distributions $f(q, p, \zeta)$ at different cross sections, that constitutes a much more sensitive indicator of nonergodicity than either the moments or the one-dimensional probabilities associated with them. We carried out visual inspections of zero- ζ cross sections like those shown in **Figure 2**. For values of ν both smaller and larger than the borderline value $\nu = 0.5$ put forward by Sergi and Ferrario, the sections all revealed well-defined “holes”. The “holes” that can be seen in the Figure correspond to toroidal solutions which penetrate the surrounding chaotic sea.

Figures 3 and 4, corresponding to $\nu = +3$ and $\nu = +2.9$ respectively, reveal triangular regions enclosing nested tori. These tori are a clear proof of nonergodicity. The reversibility of the motion equations suggests that changing the signs of (ν, p, ζ) in the initial conditions will simply reverse the trajectories. Numerical work, using fourth-order, fifth-order, and adaptive Runge-Kutta integrators bears that expectation out. The rotation of the triangle seen in the closeups (with linear zooms of factors of ten and one hundred) from longest-side-“up” to longest-side-“down” suggests a singular region in between, which further investigation locates near $\nu = +2.903521$.

It appears that the tori shrink to a single periodic orbit at this value of ν before enlarging again as ν increases further. The periodic orbit is shown in **Figure 5**. A zoom into this region by a factor of ten million places an upper limit of 3×10^{-8} on the size of the thin torus that presumably surrounds the periodic orbit. The limiting torus has a winding number of $(1/3)$, which means that the orbit rotates through an angle $(2\pi/3)$ the short way around the torus for each time around the long way. Since the periodic orbit is a neutrally stable fixed point in the Poincaré section, it is surrounded by a region that very slowly fills in by orbits approaching from the chaotic sea that spend a long time in its vicinity, an example of which is evident in Figure 4. Thus it appears that at this singular value of ν the system may be ergodic but only after an infinite time.

It seems likely that the mathematical [as opposed to physical] form of the oscillator equations, where p differs from \dot{q} and where the friction coefficient depends on qp , was offputting for later investigators so that these 2001 contradictions with the literature of the 1990s passed either unnoticed or at least undeclared until now.

The systematic explorations carried out by Bauer, Bulgac, Ju, and Kusnezov, for simple systems including the harmonic oscillator, suggested that *quartic* thermostating terms like

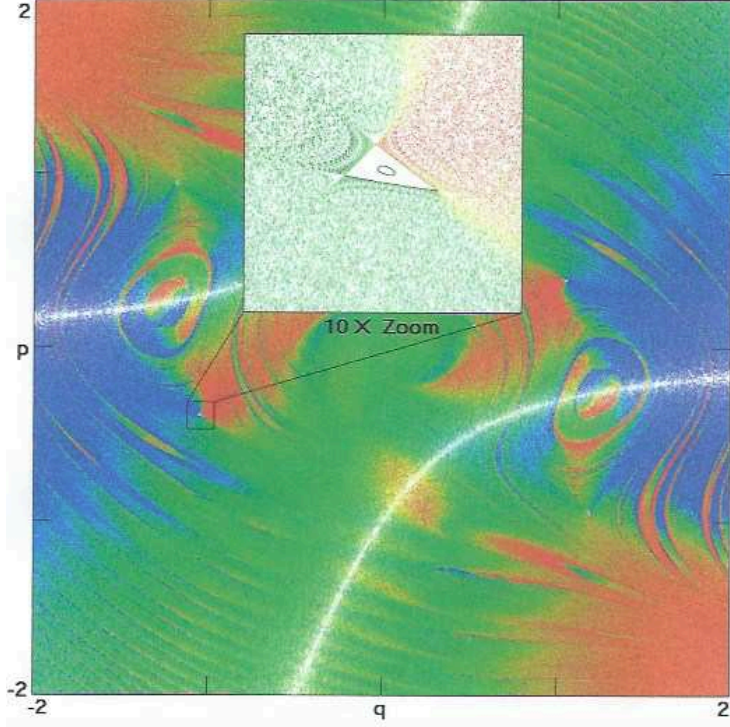


Figure 3: An enlarged version of the $\nu = +3$ case shown in Figure 2 shows four barely-visible “holes” in the $\zeta = 0$ cross section. Magnification of the lower-left hole, tenfold in both the q and the p directions, reveals a sharp triangular boundary between nested tori on the inside and chaos on the outside. Because the location of the toroidal region is a smooth function of ν successive approximations track its center to $\nu = +2.9$, shown in Figure 4, and finally to $\nu = +2.903521$, where the sidelength of the triangle is less than 3×10^{-8} . Color indicates the local value of the Lyapunov exponent $\lambda_1(t)$, with red positive and blue negative.

$-\zeta p^3$ or $-\zeta^3 p$ best promote chaos⁸⁻¹⁰. Accordingly, we modified the Sergi and Ferrario equations to include a cubic (rather than linear) dependence on the friction coefficient :

$$\{ \dot{q} = p(1 + \zeta^3 \nu) ; \dot{p} = -q - \zeta^3 p ; \dot{\zeta} = p^2 - T - qp\nu \} [\text{SF}'] .$$

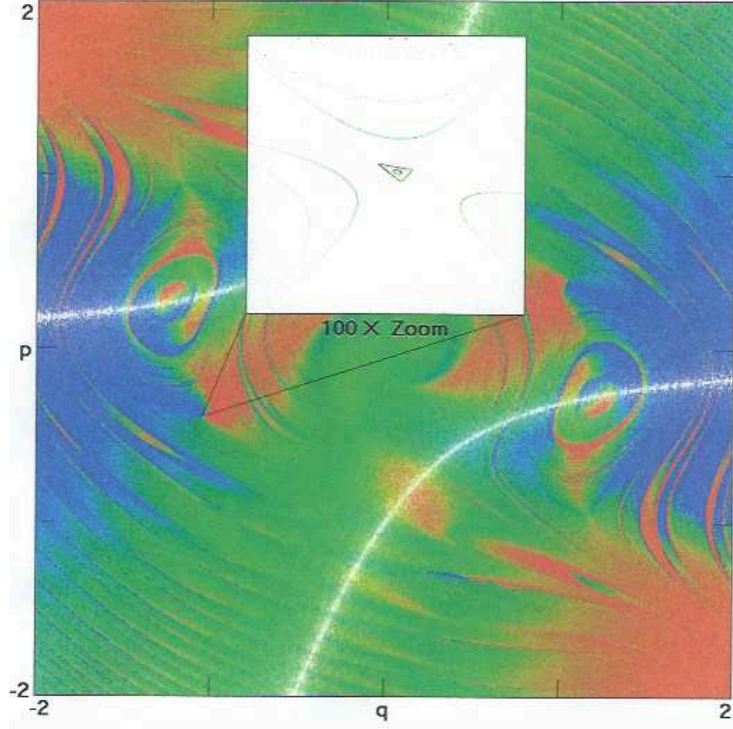


Figure 4: A hundred-fold linear zoom in q and p reveals the toroidal solutions within a triangular region of width of order 0.001 . The white lines indicate (q, p) tracks of points moving parallel to the plane. Red and blue represent positive and negative local Lyapunov exponents $\lambda_1(t)$. The cross section displays the mirror (or inversion) symmetry $(+q, +p) \longleftrightarrow (-q, -p)$. ν is +2.90 here.

We also followed References 8-10 by considering a quadratic version with $\zeta^3 \rightarrow \zeta|\zeta|$. The reader can check to confirm that these equations for the flow velocity still satisfy the stationary phase-space flow equation , $(\partial f/\partial t) = 0 = -\nabla \cdot (fv)$. Here $v = (\dot{q}, \dot{p}, \dot{\zeta})$ is the three-dimensional flow velocity in $(qp\zeta)$ space. The probability densities for the quadratic and cubic generalized friction coefficients ζ vary as $e^{-|\zeta|^3/3}$ and $e^{-\zeta^4/4}$.

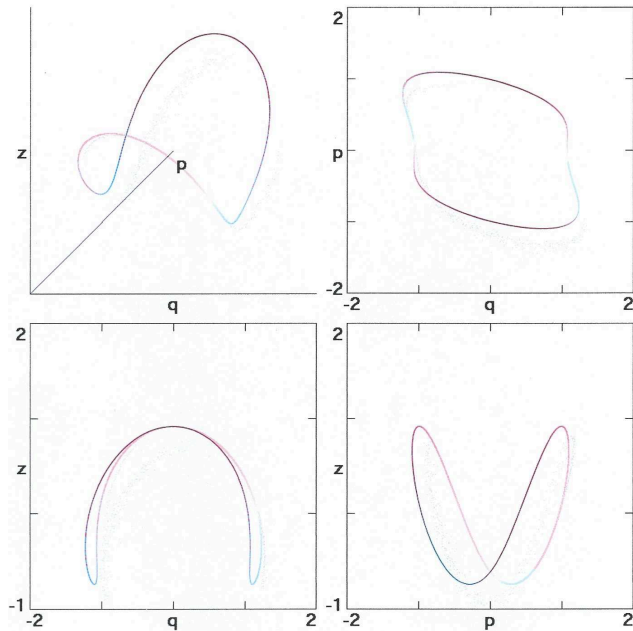


Figure 5: The stable periodic orbit near $\nu = 2.903521$ and its projections into the (q, p) , (q, ζ) , and (p, ζ) planes. This orbit has a period of 12.2945528 and crosses the $\zeta = 0$ plane near $(q, p) = (+1.04099057, -0.395775939)$.

IV. TWO-THERMOSTAT HARMONIC OSCILLATOR MODELS

Beginning about 1990 two-thermostat models were developed, mostly based on controlling pairs of moments⁸⁻¹². Applications established the mathematical consistency of such models with Gibbs' canonical distributions, with barrier-crossing problems, and with Brownian motion problems. The Ju-Bulgac, Martyna-Klein-Tuckerman, and Hoover-Holian models all generated the canonical distribution. The controversial ergodicity of the MKT oscillator was investigated, and confirmed with particular care, as the 2014 Snook Prize problem^{13,14}.

Rather than formulating two controls over the potential or kinetic energy this MKT “chain” model used a second thermostat variable ξ to thermalize the fluctuations of the first, ζ^2 :

$$\{ \dot{q} = p ; \dot{p} = -q - \zeta p ; \dot{\zeta} = p^2 - T - \xi \zeta ; \dot{\xi} = \zeta^2 - T \} [\text{MKT}]$$

In 2014 Patra and Bhattacharya discovered that the doubly-thermostated oscillator equations ,

$$\{ \dot{q} = p - \xi q ; \dot{p} = -q - \zeta p ; \dot{\zeta} = p^2 - T ; \dot{\xi} = q^2 - T \} [\text{PB} = \text{SE}] ,$$

were not ergodic¹⁵. By coincidence Sergi and Ezra had already found this *same* result in 2010¹⁶. We discovered this by noticing that their Figure 2 looked identical to Patra and Bhattacharya’s Figures 2c and 2d in Reference 15. The key to understanding ergodicity and its lack in these simple oscillator systems lies in distinguishing two qualitatively different types of “holes” in the cross sections of the flow. We turn to that next.

V. HOLES IN THE SINGLY-THERMOSTATED CROSS SECTIONS

The holes found here in the cross sections are reminiscent of those found recently by Patra and Bhattacharya¹³. They investigated the two unstable fixed points generated by the four-dimensional MKT oscillator equations. Evidently the centers of the largest holes found in the present work typically include fixed cycles of four repeating points of the mapping from one penetration of the plane at $\zeta = 0$ to the next (three intermediate penetrations separate pairs of point repetitions) . The holes are especially clear for the case $\nu = 2$ in Figure 2.

Figure 4 illustrates a relatively sensitive case, $\nu = +2.90$, using the original Sergi-Ferrario equations with linear friction. Apart from four tiny similar holes in the section, the chaotic sea outside them has a Gaussian distribution. This is consistent with the largest of the long-time-averaged Lyapunov exponents (as well as with the complete spectrum of four exponents) vanishing for all those trajectories which pass through the holes.

We took the precaution of solving this problem with three different integrators (fourth-order, fifth-order, and adaptive Runge-Kutta) and a variety of fixed and variable timesteps, all in a diligent effort to avoid numerical errors. For a purely-Hamiltonian harmonic oscillator it is well-known that the fourth-order method gradually loses energy while the fifth-order method gains. The good agreement of all three integrators with one another shows that the

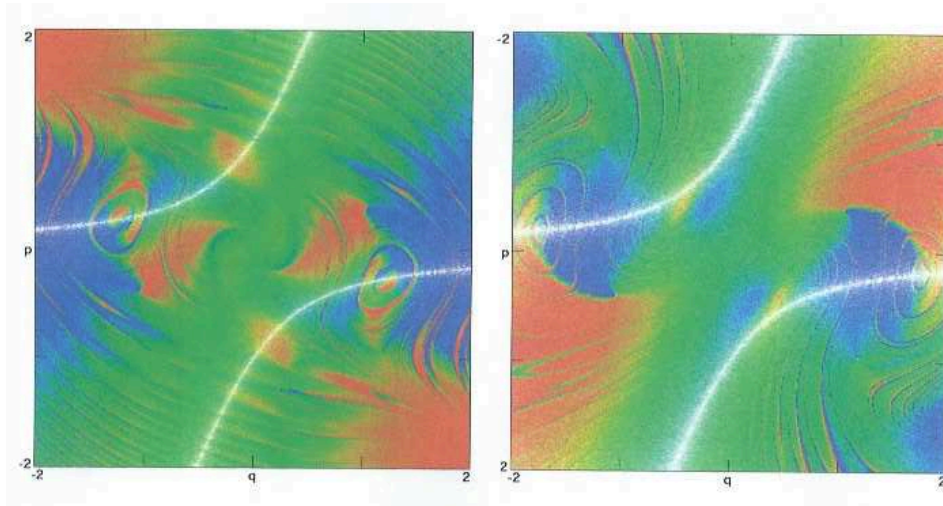


Figure 6: Symmetry breaking at $\nu = \pm 2.9$. The time-reversible $(q, \pm p, \pm \zeta, \pm \nu)$ trajectories trace out identical coordinate sequences, but in the opposite time direction. Even so, differences in the recent past histories of the forward and reversed trajectories lead to the totally different local values of the largest Lyapunov exponent $\lambda_1(t)$ shown here. The global forward and backward *time averages* of the local exponents λ_1 match. The section for $\nu = -2.9$ has been reflected about the coordinate axis ($p = 0$) to show that the trajectory penetrations as well as the white nullcline intersections parallel to the $(q, p, 0)$ plane are *identical* in the forward and reversed trajectories.

nonlinearities of the differential equations dominate the errors (on the order of 10^{-17} or less at each timestep) from the finite precision of the simulations. By simply searching for holes and evaluating the largest Lyapunov exponents within them, or by evaluating the largest Lyapunov exponents for millions of randomly-chosen initial conditions it is relatively easy to separate the chaotic and quasiperiodic regions.

VI. SUMMARY, DISCOVERY, AND ADVICE

Three families of singly-thermostated oscillators, with linear, quadratic, and cubic friction, were formulated to obey Gibbs' canonical distribution for an oscillator. All provided chaos but none was ergodic. In the linear case it is possible that there *is* a ergodic solution in the vicinity of $\nu = 2.903521$. We can place an upper limit, $\simeq 10^{-16}$, on the nonergodic measure there. In every case we examined (with independent calculations in India, Nevada, and Wisconsin) the cross sections revealed *mixed* solutions, holes containing nested tori embedded in a chaotic Gaussian sea. **Figure 5** shows such a stable torus.

This situation bears a qualitative resemblance to solutions of the original Nosé-Hoover oscillator. Visualization and the local values of the largest Lyapunov exponent are the two most valuable tools for distinguishing the two solution types. To evaluate the local exponent $\lambda_1(t)$ requires both a “reference” trajectory and a nearby “satellite”. This increases the computer time required by only a factor of two. It is convenient to rescale the separation between the two similar trajectories (by displacing the satellite toward the reference)^{17,18} at every timestep so as to determine $\lambda_1(t)$.

These three-dimensional oscillator problems help illuminate features of ergodicity searches for the four-dimensional flows obtained with two thermostat variables. Our work here has shown that the Sergi-Ferrario oscillators are at best seldom ergodic (assuming only that the hundreds of cases we examined are typical).

A particularly fascinating aspect of the fully time-reversible Sergi-Ferrario model is the symmetry breaking illustrated in **Figure 6**. The forward structure of the flow's Lyapunov instability is much more complex than the totally different backward structure despite the fact that any trajectory obeying the SF motion equations can be followed just as well backward as forward. This “Arrow of Time” asymmetry of the largest Lyapunov exponent $\lambda_1(t)$ for a simple fully time-reversible flow deserves further study.

We recommend the challenge of taking up the search for ergodic three-dimensional oscillator models. In pursuing this elusive goal it seems to us highly desirable to maintain the conventional relation between the coordinate and the velocity, $\dot{q} = p$. It is also desirable to resist such physically-artificial accelerations as the qp contribution to the thermostat variable ζ . At their best control variables should utilize transparent and meaningful origins. It is certainly possible that with increasing computer power searches such as those carried out

by Sprott¹⁹ could uncover a host of new variations of the Sergi-Ferrario or Sergi-Ezra-Patra-Bhattacharya equations which are simultaneously robust, useful, physically meaningful, and, above all, *ergodic*.

In closing, we have recently discovered a particularly promising direction embodying “weak control” of the momentum through a choice of the parameters (α, β, γ) in the set of three moment-based equations of motion :

$$\{ \dot{q} = +p ; \dot{p} = -q - \zeta [\alpha p + \beta(p^3/T) + \gamma(p^5/T^2)] ; \\ \dot{\zeta} = \alpha [(p^2/T) - 1] + \beta [(p^4/T^2) - 3(p^2/T)] + \gamma [(p^6/T^3) - 5(p^4/T^2)] \} .$$

Computational searches in (α, β, γ) space suggest that there *are* regions where the singly-thermostated oscillator samples the entire Gibbs’ distribution. One such combination which appears to be ergodic is $(\alpha, \beta, \gamma) = (1.50, 0.00, -0.50)$. We suspect there are many more. Finding them will conclude a search set in motion by Shuichi Nosé some thirty years ago.

VII. ACKNOWLEDGMENT

We thank Carol Hoover for her generous help with the figures.

-
- ¹ W. G. Hoover, “Canonical Dynamics: Equilibrium Phase-Space Distributions”, *Physical Review A* **31**, 1695-1697 (1985).
 - ² S. Nosé, “A Molecular Dynamics Method for Simulations in the Canonical Ensemble”, *Molecular Physics* **52**, 255-268 (1984).
 - ³ S. Nosé, “A Unified Formulation of the Constant Temperature Molecular Dynamics Methods”, *Journal of Chemical Physics* **81**, 511-519 (1984).
 - ⁴ H. A. Posch, W. G. Hoover, and F. J. Vesely, “Canonical Dynamics of the Nosé Oscillator: Stability, Order, and Chaos”, *Physical Review A* **33**, 4253-4265 (1986).
 - ⁵ H. A. Posch and W. G. Hoover, “Time-Reversible Dissipative Attractors in Three and Four Phase-Space Dimensions”, *Physical Review E* **55**, 6803-6810 (1997).
 - ⁶ P. K. Patra, J. C. Sprott, W. G. Hoover, and C. G. Hoover, “Deterministic Time-Reversible Thermostats : Chaos, Ergodicity and the Zeroth Law of Thermodynamics”, *Molecular Physics* (in press, 2015).

- ⁷ A. Sergi and M. Ferrario, “Non-Hamiltonian Equations of Motion with a Conserved Energy”, *Physical Review E* **64**, 056125 (2001), Equations 24, 26, and 27.
- ⁸ A. Bulgac and D. Kusnezov, “Canonical Ensemble Averages from Pseudomicrocanonical Dynamics”, *Physical Review A* **42**, 5045-5048 (1990).
- ⁹ D. Kusnezov, A. Bulgac, and W. Bauer, “Canonical Ensembles from Chaos”, *Annals of Physics* **204**, 155-185 (1990) and **214**, 180-218 (1992).
- ¹⁰ N. Ju and A. Bulgac, “Finite-Temperature Properties of Sodium Clusters”, *Physical Review B* **48**, 2721-2732 (1993).
- ¹¹ W. G. Hoover and B. L. Holian, “Kinetic Moments Method for the Canonical Ensemble Distribution”, *Physics Letters A* **211**, 253-257 (1996).
- ¹² G. J. Martyna, M. L. Klein, and M. Tuckerman, “Nosé-Hoover Chains: the Canonical Ensemble *via* Continuous Dynamics”, *The Journal of Chemical Physics* **97**, 2635-2643 (1992).
- ¹³ P. K. Patra and B. Bhattacharya, “Non-Ergodicity of Nosé-Hoover Chain Thermostat in Computationally Achievable Time”, *Physical Review E* **90**, 043304 (2014) = arXiv : 1407.2353.
- ¹⁴ W. G. Hoover and C. G. Hoover, “Ergodicity of the Martyna-Klein-Tuckerman Thermostat and the 2014 Snook Prize”, *Computational Methods in Science and Technology* **21**, 5-10 (2015) : arXiv : 1501.06634.
- ¹⁵ P. K. Patra and B. Bhattacharya, “Improving the Ergodic Characteristics of Thermostats using Higher Order Temperatures”, arXiv : 1411:2194, Figure 2.
- ¹⁶ A. Sergi and G. S. Ezra, “Bulgac-Kusnezov-Nosé-Hoover Thermostats”, *Physical Review E* **81**, 036705 (2010), Figure 2.
- ¹⁷ I. Shimada and T. Nagashima, “A Numerical Approach to Ergodic Problems of Dissipative Dynamical Systems”, *Progress of Theoretical Physics* **61**, 1605-1616 (1979).
- ¹⁸ G. Benettin, L. Galgani, A. Giorgilli, and J. M. Strelcyn, “Lyapunov Characteristic Exponents for Smooth Dynamical Systems and for Hamiltonian Systems; a Method for Computing All of Them. Part 1: Theory”, *Meccanica* **15**, 9-20 (1980).
- ¹⁹ J. C. Sprott, “Some Simple Chaotic Flows”, *Physical Review E* **50**, R647-R650 (1994).