

Nonequilibrium Systems : Hard Disks and Harmonic Oscillators Near and Far From Equilibrium

William Graham Hoover and

Carol Griswold Hoover

Ruby Valley Research Institute

Highway Contract 60, Box 601

Ruby Valley, Nevada 89833 ;

Julien Clinton Sprott

Department of Physics

University of Wisconsin - Madison

Wisconsin 53706 .

(Dated: August 24, 2016)

Abstract

We relate progress in statistical mechanics, both at and far from equilibrium, to advances in the theory of dynamical systems. We consider computer simulations of time-reversible deterministic chaos in *small* systems with three- and four-dimensional phase spaces. These models provide us with a basis for understanding equilibration and thermodynamic irreversibility in terms of Lyapunov instability, fractal distributions, and thermal constraints.

PACS numbers:

Keywords: Chaos, Ergodicity, Thermostats, Reversibility

I. INTRODUCTION

Nonequilibrium Molecular Dynamics and Dynamical Systems Theory have been our main research interests for about 50 years, the same period over which Moore's Law has described the growth of our primary tool, computation. In 1959 thermodynamic information was mainly gleaned from series expansions of pressure in powers of the density and integral equations for the pair distribution function. That was the year when Berni Alder and Tom Wainwright described a new simulation method¹ now called "molecular dynamics" in their prescient Scientific American article "Molecular Motions" :

"One of the aims of molecular physics is to account for the bulk properties of matter [pressure P , temperature T , energy E , ...] in terms of the behavior of its particles. High-speed computers are helping physicists realize this goal."

At that time simulating the motion of a few hundred particles presented a computational challenge. Today's biomolecule simulations model at least many thousand and perhaps a few million atomistic degrees of freedom. After several Nobel prizes² this molecular dynamics method is familiar textbook material while the virial series for the pressure and the pair-distribution integral equations keep company with the dinosaurs.

During this same period our understanding of dynamical systems (flows described by a few nonlinear ordinary differential equations) has undergone explosive growth. Ed Lorenz' three-equation Butterfly Attractor is a clearcut demonstration of "chaos", the exponential "Lyapunov instability" often found in systems of three or more ordinary differential equations. The Lyapunov spectrum of exponential growth and decay rates provides a topological description of evolving phase-space densities. The discovery that *time-reversible* flow equations can describe *irreversibility* through the formation of fractal strange attractors furnished a new geometric interpretation of the Second Law of Thermodynamics in terms of an underlying reversible mechanics³.

The correspondence between manybody molecular dynamics and the concepts developed in dynamical systems theory involves five key ideas :

[1] Simulating nonequilibrium systems requires a new *nonequilibrium molecular dynamics* which, unlike Hamiltonian mechanics, includes thermodynamic control variables.

[2] These control variables, such as thermostats or ergostats, can provide ergodic equilibrium dynamics, replicating Gibbs' canonical distribution.

[3] Away from equilibrium this same approach, while time-reversible, can promote and maintain nonequilibrium steady states.

[4] Despite the time-reversible nature of the nonequilibrium flow equations the resulting phase-space description is *dissipative*, on average, and generates multifractal attractors.

[5] The multifractal nature of nonequilibrium steady states confirms their rarity and provides a mechanical explanation of the Second Law of Thermodynamics.

The dynamical systems approach to irreversible processes continues to provide new insight into both equilibrium and far-from-equilibrium flows^{4,5}. Our intent here is to illustrate this insight by the exploration of the simplest possible dynamical models for nonequilibrium steady states. We begin with the Galton Board problem⁵⁻⁷, a steady field-driven flow with impulsive hard-disk collisions. We continue, and then conclude, with a variety of generalized harmonic oscillator problems⁸. These illustrate heat flow and ergodic fractal formation with just three ordinary differential equations. The hard-disk Galton Board and the generalized conducting-oscillator problems display all of the key ideas linking manybody mechanics to small-system analogs.

The plan of this work is as follows. We first review the Galton Board problem and use that example to illustrate the fractal attractors generated by time-reversible nonequilibrium steady states. We visualize these attractors through two-dimensional cross sections of their three-dimensional phase-space distributions. The Galton Board is one of the simplest chaotic problems. It is deterministic and ergodic in its three-dimensional phase space. The ergodicity is enabled by the (exponential) Lyapunov instability of its hard-disk collisions.

We then explore ergodicity (dynamical access to *all* phase-space states) for smoothly-continuous harmonic-oscillator problems, at and away from thermal equilibrium. Many of the nonequilibrium versions of oscillator problems provide dissipative strange attractors in just three or four phase-space dimensions. We point out some useful numerical techniques for exploring the boundary between chaos and regularity and discuss the possibility of numerical implementations of Liouville's phase-space flow equations. Finally we tie together these simple microscopic example problems to their real-world analogs in macroscopic thermodynamics and computational fluid mechanics.

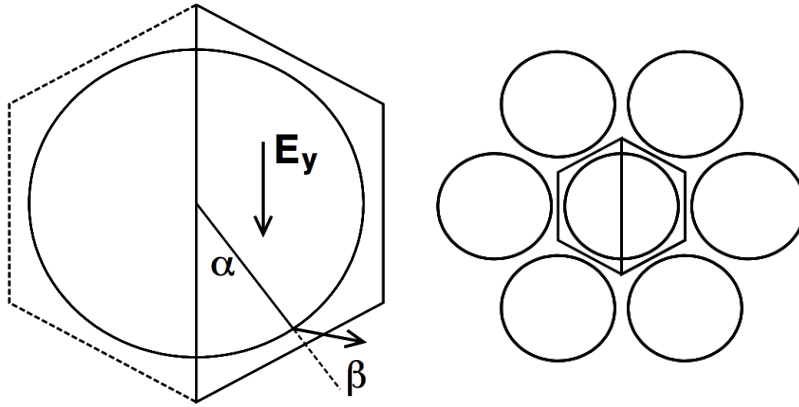


FIG. 1: Description of collisions in the Galton Board in terms of the angles α and β . At a collision the radial velocity, $-\cos(\beta)$ changes sign while the tangential velocity $\sin(\beta)$ is unchanged.

II. THE GALTON BOARD—ERGODIC, TIME-REVERSIBLE, DISSIPATIVE

Our goal throughout is to connect dynamics, statistical mechanics, and nonequilibrium systems with the simplest possible examples. The Galton Board models Sir Francis Galton’s lecture table probability demonstration based on the chaotic motion of particles introduced at the top and in the center of a fixed lattice of scatterers. In our idealized mechanical steady-state model this field-driven motion occurs at constant speed. To implement this idea the field’s acceleration is moderated by a deterministic time-reversible “thermostat” force acting parallel to the particle’s velocity. The resulting trajectory is isokinetic and continuously dissipates field energy as heat. The field is the source of energy. The heat reservoir represented by a thermostat force is the compensating heat sink. The overall description of this isothermal (constant kinetic energy) Galton Board model system is *the* prototypical simplest mechanical example of a time-reversible nonequilibrium steady state.




FIG. 2: Field Dependence of Galton Board Collisions. Each collision corresponds to a single point [$0 < \alpha < \pi$ with $-1 < \sin(\beta) < +1$] so that each of these four sample phase-space cross sections illustrates 300,000 successive collisions. At zero field strength the distribution of points is completely uniform with a constant density of points.

The computation of its dynamics involves solving four coupled ordinary differential equations for the (x, y) location of the falling particle and its velocity (p_x, p_y) and is punctuated by hard-disk scatterer collisions. For simplicity the falling particle has unit mass and speed. We choose the accelerating field parallel to the y axis, which is perpendicular to one set of rows of scatterer particles, as shown in **Figure 1**.

The resulting diffusive motion through such a periodic array of scatterers is easy to program, particularly if the scatterers are motionless “hard disks”. One simply integrates the motion equations for (x, y, p_x, p_y) until the moving particle finds itself “inside” a scatterer ($|r| < 1/2$). Then the dynamics is returned to the previous (x, y) coordinate set. There the sign of the radial velocity is changed from negative to positive, and the integration is continued. We have found that Runge-Kutta integration is the simplest useful method for generating trajectories between collisions. The alternative analytic approach⁶, though feasible, is cumbersome.

In between collisions, the equations of motion, with the field $-E$ in the y direction, are :

$$\dot{x} = p_x ; \dot{y} = p_y ; \dot{p}_x = -\zeta p_x ; \dot{p}_y = -E - \zeta p_y .$$

We choose the linear “frictional force” $-\zeta p$, to enforce an isokinetic constant-speed constraint. This linear force is the simplest choice. It also follows directly from Gauss’ Principle of Least Constraint⁹, where the constraint condition controls the kinetic energy, for which we choose

$$K \equiv (p_x^2 + p_y^2)/2 = (1/2) ; \dot{K} \equiv 0 .$$

The linear constraint force, $-\zeta p$, is sufficient to satisfy the isokinetic condition :

$$\dot{K} \equiv 0 = p_x \dot{p}_x + p_y \dot{p}_y = -\zeta p_x^2 - E p_y - \zeta p_y^2 \longrightarrow \zeta = -E p_y .$$

A unit cell, within which the motion occurs, is pictured in **Figure 1**. It is convenient to think of the moving particle as a mass point and the scatterers as fixed particles of unit diameter. At each collision (defined by the two angles α and β shown in **Figure 1**), the radial component of the velocity [$-\cos(\beta)$] is reversed from negative to positive and the motion is continued with the resulting post-collision values of $\{ p_x, p_y \}$. By choosing a scatterer density of four fifths the maximum close-packed density we avoid the possibility of a ballistic collisionless trajectory. The inevitable scatterer collisions make possible (and for moderate field strengths, inevitable) diffusive piecewise-continuous trajectories punctuated by a series of scatterer collisions.

Three distinct types of solution result, conservative, dissipative, and periodic, with the type determined by the initial condition and the field strength E_y . For zero field the motion is ergodic and conservative, obeying the equilibrium version of Liouville’s Theorem, $\dot{f}(x, y, p_x, p_y) \equiv 0$. That is, all conceivable collision types do occur, and with a uniform probability when plotted in the [$\alpha, \sin(\beta)$] plane. As the field is increased it becomes apparent that the distribution of collisions, though becoming nonuniform, remains “ergodic”, with nonzero probability everywhere. We use the word “ergodic” as equivalent to the Ehrenfests’ “quasi-ergodic” notion of a dynamics that eventually comes arbitrarily close to every point in the distribution. At relatively high values of the accelerating field things can be different. Trajectories can become trapped in stable periodic orbits, some conservative and some dissipative so that the motion is no longer ergodic. See, for an obvious example, the “hole” in the distribution for $E = 4$ shown in **Figure 2** .

Quantitative investigation of the two-dimensional phase-space cross sections illustrated in **Figure 2** reveals that the densities of points in the vicinity of (1) a randomly chosen point $\propto r^{D_1}$ and of (2) a collisional point $\propto r^{D_2}$ are different, with $2 \geq D_1 \geq D_2 \geq 1$. These power laws define⁴ (1) the “information dimension” and (2) the “correlation dimension” of the various fractal cross sections. Both of these two fractional dimensions vary with field strength.

Despite this singular fractal behavior there is no problem computing the mean vertical current and the equivalent conductivity. New phenomena appear at field strengths somewhat higher than $E = 3$: stable sequences of repeated collisions begin to occur. In the full three-dimensional phase space, which includes an additional time dimension for the free-flight portion of the trajectories, the stable sequences are described by regular conservative tori in $[\alpha, \sin(\beta), t]$ space or by dissipative limit cycles in which field energy is absorbed by the time-reversible friction force $-\zeta p$. Examples of both types are shown in **Figure 3**. The family of two-bounce horizontal orbits shown at the left has no net current. In contrast, the ten-bounce orbit on the right is strongly dissipative with a net downward current. This motion generates a one-dimensional *limit-cycle* orbit in the three-dimensional phase space and would be represented by five *zero-dimensional* dots in a collisional cross-section picture of the type shown in **Figure 2**.

Let us summarize our findings from this simple nonequilibrium steady-state problem. The Galton Board is deterministic, time-reversible, and dissipative. With the field “off” the motion is ergodic – it comes arbitrarily close to any collision type from headon $[\sin(\beta) = 0]$ to glancing $[\sin(\beta) = \pm\pi]$ and anywhere from the top $(\alpha = \pi)$ to the bottom $(\alpha = 0)$ of a scatterer. This ergodicity provides a direct connection between Newton’s dynamical and Gibbs’ statistical treatments of mechanical systems.

With the field “on” the dynamics becomes fractal, though still ergodic for moderate field strengths. The phase-space description becomes a fractional-dimensional representation of collisions which is singular, nonuniform, and dissipative. The dissipation reflects the conversion of gravitational work into heat through the mechanism of a heat reservoir. Although the motion and the motion equations are perfectly time-reversible, the typical field-driven case is at the same time dissipative. The conversion of field energy Ey to extracted heat is

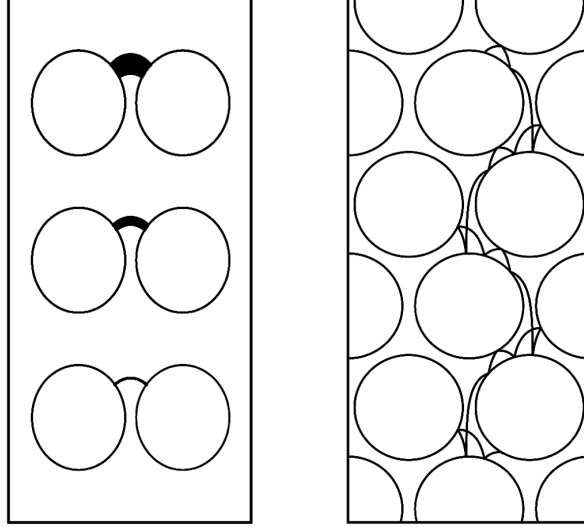


FIG. 3: Conservative Tori at $E = 4$ and a Dissipative Limit Cycle at $E = 6$. The two-bounce trajectories shown at the left occur in the prominent “hole” seen in the $E = 4$ collision plot of **Figure 2**. The periodic orbit at the right corresponds to five zero-area points in the $[\alpha, \sin(\beta)]$ representation of **Figure 2**.

imposed by the friction coefficient ζ :

$$\langle \zeta p^2 \rangle = \langle 2\zeta K \rangle = \langle \zeta \rangle = \langle \dot{S}/k \rangle > 0 .$$

Dividing the dissipated heat ζp^2 by the temperature, $T = (p^2/k)$ shows that the friction coefficient is also equal to the instantaneous irreversible entropy production, $\zeta = (\dot{S}/k)$ where k is Boltzmann’s constant. In our numerical work we set it equal to unity, $k \equiv 1$.

Because the Galton Board distributions are fractal, with zero-area cross sections [having fractal dimensionalities less than two] the random-sampling probability of finding a point

[$\alpha, \sin(\beta)$] on the strange attractor is precisely zero. If one attempts to define a limiting probability density in the cross sections by counting points in small cells, he soon discovers that the density does not have a small-cell limiting value. Instead it diverges as a fractional power of the cell size. This finding was both surprising and illuminating in 1987^{3,6}. Since then it has turned out that such fractal attractors are *typical* representations of nonequilibrium steady states, and not just for small systems. Manybody simulations of time-reversible shear flows and heat flows likewise provide strange attractors with fractional dimensionalities less than that of the phase spaces in which they are embedded¹⁰. These attractors are “strange” [fractal] and “chaotic” [because small perturbations on them *grow exponentially fast*], despite the continuous equations that generate them and despite their zero-volume attractive nature. The dimensionality loss exhibited by attractors increases in an irregular manner with the field-induced departure from equilibrium.

These fractal distributions are fully consistent with the Second Law of Thermodynamics. That Law declares that only the dissipative forward-in-time versions of the nonequilibrium trajectories are observable. The time-reversed versions of the dynamics – unphysical trajectories which convert heat-reservoir energy into work – are both mechanically unstable and computationally unobservable. Nonequilibrium dissipative trajectories seek out fractal *attractors* when followed forward in time. Reversed trajectories make up an unstable unobservable phase-space *repellor*, a fractal phase-space object which repels rather than attracts nearby trajectories and is unstable to perturbations. Picturing such a repellor in [$\alpha, \sin(\beta)$] space is easy. Simply reflect the fractal attractor objects of Figure 2 about their horizontal center lines. This changes the sign of the velocity at each collision and is equivalent to picturing the motion backward in time.

The ubiquitous *fractal* nature of nonequilibrium steady states, singular everywhere, indicates the difficulty inherent in attempting their mathematical description. Although the motion of the hard-disk-scatterer Galton Board problem *is* ergodic for moderate fields, with all states accessible, typically, for smoothly-continuous potentials there are *nonergodic* situations for simple mechanical systems. The mechanical treatment of theoretical models with smooth potential minima is complicated by the complex phase-space structure of Hamiltonian chaos – “islands” (the two-dimensional cross sections of three-dimensional tori), chains of islands, . . . , and the endless details of structure on all scales, from large to the microscopic and to the unobservably small¹¹.

This unsettling complex situation can be avoided, or simplified, by the judicious use of thermostating forces. The best problem area for such explorations is the one-dimensional harmonic oscillator, the prototype of smooth Hamiltonian systems. We will see how a thermostated oscillator can be modeled so as to avoid the infinitely-many nonergodic solutions of Hamiltonian mechanics while providing insight into irreversible processes described by simple phenomenological laws. Let us turn next to the thermostating of that simplest case, a single harmonic oscillator with a specified temperature T rather than a fixed Hamiltonian energy E .

III. NOSÉ SEEKS GIBBS' CANONICAL ENSEMBLE THROUGH CHAOS

Willard Gibbs invented his “canonical” (in the sense of “simplest” or “prototypical”) ensemble in order to link microscopic phase-space dynamics to macroscopic temperature and thermodynamics. His canonical ensemble collects together all the energy states accessible to a system in contact with a heat reservoir at a temperature T . The relative weight of each such state in the ensemble is the familiar Maxwell-Boltzmann weighting proportional to $e^{-E/kT}$. Here k is Boltzmann’s constant.

For simplicity we focus on the application of Gibbs’ ensembles to the *one-dimensional* harmonic oscillator. With the mass and force constant and Boltzmann’s constant all set equal to unity Gibbs’ canonical weighting of the oscillator states is the familiar Gaussian distribution, a probability density for q and p :

$$f(q, p) = (2\pi T)^{-1} e^{-q^2/2T} e^{-p^2/2T} .$$

A common textbook rationalization of the canonical distribution is to imagine that the members of an ensemble of systems are weakly coupled to one another. The coupling permits energy to be exchanged among the systems, resulting in Gibbs’ maximum-entropy canonical distribution. Shuichi Nosé developed a much simpler picture in which a *single* system is coupled dynamically to a computational heat reservoir in such a way that a long-time average of that system’s properties is identical to the canonical average. Let us describe this idea in the context of the one-dimensional harmonic oscillator.

A. Nosé's Canonical Mechanics

By 1984 Shuichi Nosé had documented his modification of Hamilton's constant-energy dynamics in two ground-breaking papers^{12,13}. His new dynamics was formally consistent with Gibbs' constant-temperature canonical distribution. For the oscillator problem at the temperature T , the simplest form of Nosé's novel Hamiltonian, now with two degrees of freedom, $\# = 2$, rather than one, has the form :

$$2\mathcal{H}_{\text{Nosé}}(q, p, s, \zeta) = (p/s)^2 + q^2 + \#T \ln(s^2) + \zeta^2 .$$

The added thermostat degree of freedom, s and its conjugate momentum $\zeta \equiv p_s$, along with the usual (q, p) pair describes the canonical oscillator problem with *four* ordinary differential equations rather than the usual two :

$$\dot{q} = (p/s^2) ; \dot{p} = -q ; \dot{s} = \zeta ; \dot{\zeta} = (p^2/s^3) - (\#T/s) . [\text{Nosé}]$$

Nosé carried out the straightforward and tedious algebra necessary to show that this approach can be made consistent with Gibbs' canonical distribution. Three steps were involved in his demonstration :

[1] "Time Scaling": $(d/dt) \equiv \dot{} \longrightarrow s(d/dt) \equiv s \dot{}$;

[2] redefine momentum: $(p/s) \longrightarrow p$;

[3] redefine degrees of freedom: $\# \longrightarrow \# - 1$.

More than a decade passed before Carl Dettmann simplified this approach^{14,15}. He showed that starting out with a *scaled* Hamiltonian and setting it equal to zero ,

$$\mathcal{H}_D \equiv s\mathcal{H}_{\text{Nosé}} \equiv 0 ,$$

produces a dynamics identical to Nosé's three-step approach without the need for an explicit time-scaling step.

B. Nosé-Hoover Canonical Mechanics

The even simpler "Nosé-Hoover" version of Nosé's approach¹⁶ eliminates all three of these steps as well as the extraneous variable s . It is based on the application of Liouville's phase-

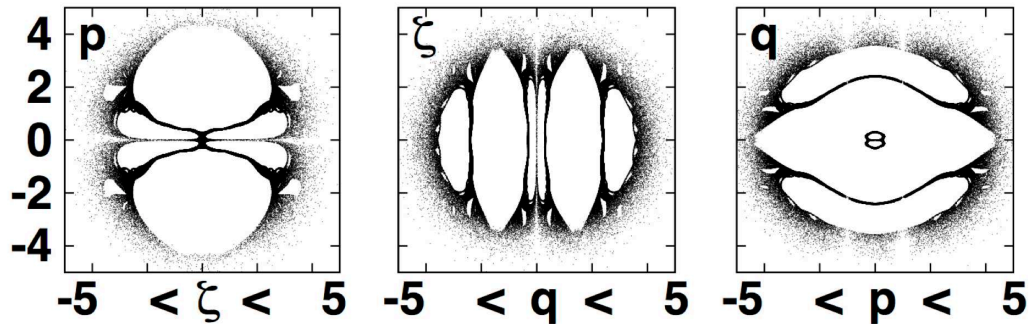


FIG. 4: Trajectory intersections with the $q = 0$, $p = 0$, and $\zeta = 0$ planes are shown. The points in these cross sections all correspond to penetrations by a single chaotic trajectory with the initial conditions $(q, p, \zeta) = (0, 5, 0)$. The temperature is unity for these three equilibrium Nosé-Hoover oscillator cross sections.

space continuity equation to the oscillator equations of motion augmented by the definition of a time-dependent friction coefficient ζ :

$$\dot{q} = p ; \dot{p} = -q - \zeta p ; \dot{\zeta} = [(p^2/T) - 1] \longrightarrow \langle p^2 \rangle = T . [\text{NH}]$$

This friction coefficient acts as a “thermostat”, steering the instantaneous temperature p^2 toward the target thermostat temperature T . We can verify that this three-equation model is consistent with the canonical distribution for q and p augmented by a Gaussian distribution for ζ :

$$f(q, p, \zeta) \times (2\pi)^{3/2} T = e^{-q^2/2T} e^{-p^2/2T} e^{-\zeta^2/2} .$$

To show this we evaluate the time-rate-of-change of the probability density $f(q, p, \zeta)$ at a fixed location (q, p, ζ) in the three-dimensional phase space where the local flow velocity is $v = (\dot{q}, \dot{p}, \dot{\zeta})$:

$$(\partial f / \partial t) = -\nabla \cdot (fv) = -f(\partial \dot{p} / \partial p) - (\partial f / \partial q)\dot{q} - (\partial f / \partial p)\dot{p} - (\partial f / \partial \zeta)\dot{\zeta} =$$

$$f\zeta + (qf/T)(p) + (pf/T)(-q - \zeta p) + (\zeta f)[(p^2/T) - 1] \equiv 0 .$$

Because $(\partial f / \partial t)$ vanishes everywhere the Nosé-Hoover equations *are* consistent with Gibbs' canonical distribution.

Although the smooth and simple three-dimensional Gaussian distribution is *the* exact stationary solution of the Nosé-Hoover motion equations, the new dynamics conceals an intricate complexity connected with "chaos", the exponential sensitivity of calculated trajectories to perturbations of the initial conditions. The three [NH] motion equations included here are just the necessary minimum for chaos. But these *necessary* three are not necessarily *sufficient*, as is easily revealed by a numerical exploration of the oscillator's phase space distribution $f(q, p, \zeta)$. Whether or not there *is* chaos depends, in a highly-complicated way, upon the initial conditions.

To outline the chaos' profile, let us advance a trajectory beginning at a known chaotic initial condition such as $(q, p, \zeta) = (0, 5, 0)$ or $(3, 3, 0)$. By plotting any two of the three variables $\{q, p, \zeta\}$ just as the third passes through zero, three separate cross sections of the chaotic sea are revealed. **Figure 4** shows the sequence of 768,460 such successive crossing points following from the initial condition $\{q, p, \zeta\} = \{0.00, 5.00, 0.00\}$ using one billion fourth-order Runge-Kutta timesteps with $dt = 0.001$. We see from **Figure 4** that only about six percent of the three-dimensional stationary Gaussian measure makes up the chaotic sea. Any trajectory started in the sea cannot leave and eventually explores all of it.

The remaining phase space is occupied privately by concentric tori enclosing stable periodic orbits. The simplest such orbit for the Nosé-Hoover oscillator is shown in **Figure 5**. The repeat time for this orbit is 5.5781. It includes four symmetric turning points :

$$\{q, p, \zeta\} = \{0.0000, \pm 1.5499, 0.0000\} \text{ and } \{\pm 1.2144, 0.0000, 0.0000\} .$$

This orbit is the central core of an infinite family of nested tori. See **Figure 6** . The tori are quasiperiodic regular structures tracing out two-dimensional private regions where there is

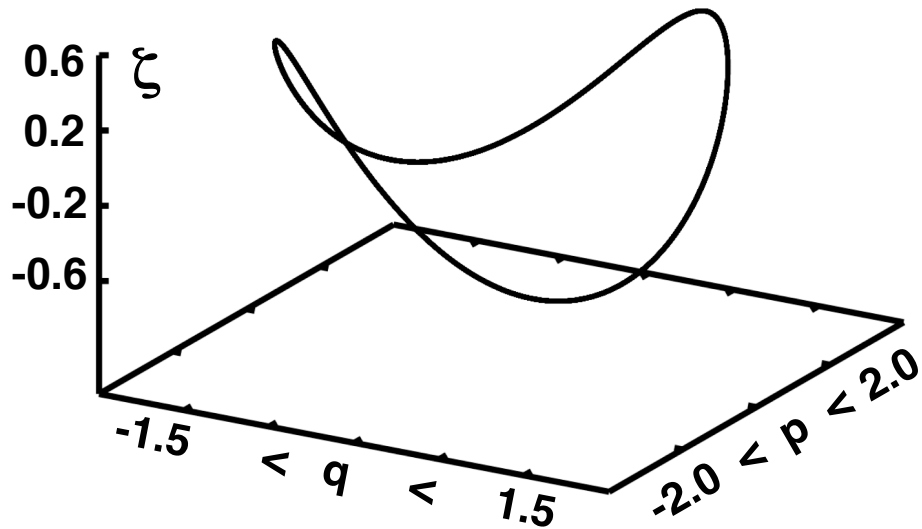


FIG. 5: Simplest [shortest period] periodic orbit for the Nosé-Hoover oscillator with $T = 1$. The initial condition is the turning point $(q, p, \zeta) = (0.0, 1.5499, 0.0)$. The motion equations are $\dot{q} = +p$; $\dot{p} = -q - \zeta p$; $\dot{\zeta} = p^2 - 1$. The $(q, p/s, \zeta)$ trajectory from the original Nosé equations with s initially equal to unity and with $\#$ reduced from 2 to 1 [so that the motion equations are $\dot{q} = (p/s^2)$; $\dot{p} = -q$; $\dot{\zeta} = (p^2/s^3) - (1/s)$] traces out exactly the same (q, p, ζ) trajectory pictured here, but with a period 7.1973 rather than 5.5781 . The Nosé-Hoover Lyapunov exponent varies in the range ± 0.6513 on this orbit.

none of the chaos present which would make new three-dimensional regions accessible. Let us have a more detailed look at the mechanism enabling chaos by measuring the *rates* at which chaotic orbits separate on their exploratory journeys.

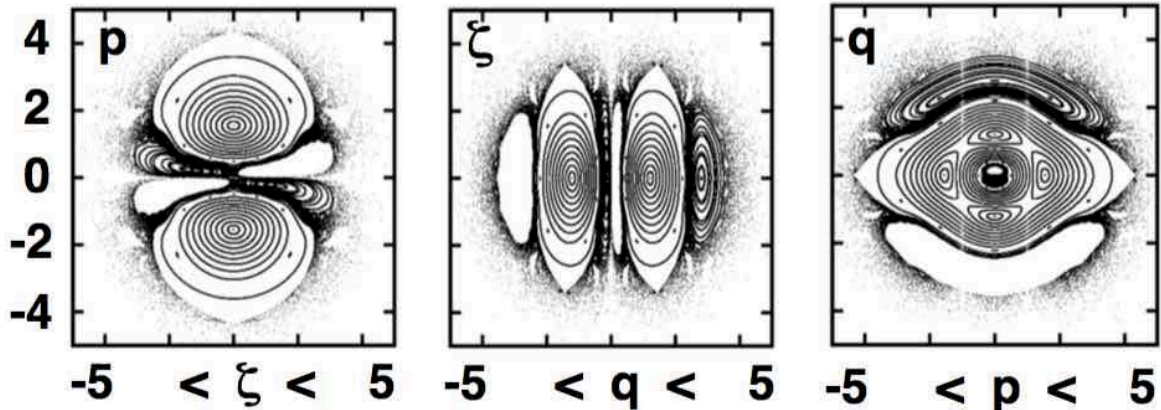


FIG. 6: Cross sections with $q = 0$, $p = 0$, $\zeta = 0$, starting with the periodic orbit penetration at $(\pm 1.2144, 0, 0)$ and increasing or decreasing the initial coordinate value of ± 1.2144 by 15 successive steps of ± 0.1 , ending up with the initial q values ± 2.7144 . The resulting cross-sections are shown. The 12th positive and negative initial conditions lie within the chaotic sea. All the rest generate tori which trace out individual points along the lines shown in this figure.

C. Characterizing Chaos through Lyapunov Instability

Chaos is an important topic. Without it there would be no hope for correspondence between the microscopic and macroscopic descriptions of material behavior. Chaotic trajectories exhibit “Lyapunov instability” — two nearby trajectories [a “reference” and its “satellite”, as explained below] rapidly separate. When averaged over the chaotic sea (that both of them inhabit) the mean value of this instantaneous separation rate defines the largest (positive) Lyapunov exponent, λ_1 . This instantaneous separation rate, $\lambda_1(t) = | \dot{r}_1 - \dot{r}_2 | / | r_1 - r_2 |$, is an observable which is easy to measure.

Giancarlo Benettin's Lyapunov-exponent algorithm¹⁷ follows the simultaneous dynamics of a “reference” trajectory and a nearby “satellite”, rescaling their separation to maintain their closeness at the end of every timestep. Typically only the position of the satellite is adjusted to restore the length of the separation vector $|r_s - r_r|$. Alternatively both of two neighboring trajectories r_1 and r_2 can be adjusted symmetrically. Evidently a theoretical treatment becomes complicated at the boundary where toroidal and chaotic trajectories meet, mix, and coexist. A more elegant continuous version of Benettin's step-by-step rescaling can be implemented by including a constraining Lagrange multiplier in the differential equations of motion¹⁸. In the symmetric case the multiplier is applied to both trajectories :

$$\dot{r}_1 = v_1 + (\lambda/2)(r_2 - r_1) ; \dot{r}_2 = v_2 + (\lambda/2)(r_1 - r_2) .$$

Here v represents the unconstrained motion equations while $\dot{r} = (\dot{q}, \dot{p}, \dot{\zeta})$ describes the actual constrained motion. The Lagrange multiplier enforcing the constraint of fixed separation is just the local value of the largest Lyapunov exponent. Its longtime average *is* the largest of the three global Lyapunov exponents which together constitute the “Lyapunov spectrum” of the three-equation Nosé-Hoover oscillator :

$$\lambda_1 = \langle \lambda_1(t) \rangle ; \lambda_1(t) = (v_1 - v_2) \cdot (r_1 - r_2) / (r_1 - r_2)^2 .$$

λ_2 and λ_3 are defined in terms of the comoving growth or decay rates of an *area* defined by three trajectories — the rate is $\lambda_1 + \lambda_2$; and of an infinitesimal *volume* \otimes defined by four trajectories with rate :

$$(\partial\dot{q}/\partial q) + (\partial\dot{p}/\partial p) + (\partial\dot{\zeta}/\partial \zeta) = 0 - \zeta(t) + 0 \equiv (\dot{\otimes}/\otimes) = \lambda_1(t) + \lambda_2(t) + \lambda_3(t) .$$

For the isothermal Nosé-Hoover oscillator with all the parameters equal to unity that equilibrium oscillator, chaotic or not, has no dissipation. This is implied by its close relationship to the *four* oscillator equations of motion according to Nosé's Hamiltonian formulation :

$$\dot{q} = (p/s^2) ; \dot{p} = -q ; \dot{s} = \zeta ; \dot{\zeta} = (p^2/s^3) - (\#T/s) . [\text{Nosé}]$$

Whether $\#$ is chosen equal to 1 or to 2, the four Lyapunov exponents describing Nosé's oscillator sum to zero as a consequence of Liouville's Theorem :

$$(\partial\dot{q}/\partial q) + (\partial\dot{p}/\partial p) + (\partial\dot{s}/\partial s) + (\partial\dot{\zeta}/\partial \zeta) \equiv (\dot{\otimes}/\otimes) = \lambda_1(t) + \lambda_2(t) + \lambda_3(t) + \lambda_4(t) \equiv 0 .$$

The mean value of the friction coefficient, $\langle \zeta \rangle$, vanishes in both cases [Nosé or Nosé-Hoover] because the motion equations are “conservative” whether or not the initial condition is chaotic. Accordingly, although the local Nosé-Hoover spectrum sums to $-\zeta(t)$ its time-averaged spectrum sums to zero :

$$\langle (d \ln \otimes / dt) \rangle = \langle (\partial \dot{p} / \partial p) \rangle = \langle -\zeta \rangle = \lambda_1 + \lambda_2 + \lambda_3 = 0 .$$

In view of Hamiltonian mechanics’ time-reversibility both spectra are also *symmetric*, with the first and last time-averaged exponents summing to zero. Within the chaotic sea the Lagrange-multiplier analyses of the equilibrium oscillators give :

$$\{ \lambda \} = \{ \lambda_1, \lambda_2, \lambda_3, \lambda_4 \} = \{ +0.001925, 0.000, 0.000, -0.001925 \} ; [\text{Nosé}]$$

$$\{ \lambda \} = \{ \lambda_1, \lambda_2, \lambda_3 \} = \{ +0.0139, 0.000, -0.0139 \} . [\text{Nosé} - \text{Hoover}]$$

In the quasiperiodic toroidal regions where chaos is absent *all* the time-averaged Lyapunov exponents are zero. Although the time averaging produces symmetric spectra the instantaneous spectra need not be symmetric. Let us demonstrate that somewhat surprising lack of forward-backward symmetry next.

D. The Tricky Time Reversibility of the Nosé-Hoover Lyapunov Spectrum

One might well expect that the “*local*” (instantaneous) oscillator Lyapunov spectra are time-reversible too. After all, both the trajectories used to define the largest Lyapunov exponent *are* reversible. Growing separation, forward in time, corresponds to diminishing separation when reversed, and *vice versa*. A simple way to test this idea of time-reversible Lyapunov exponents is to store a reference trajectory $\{ q, p, \zeta \}$ going forward in time, with $dt > 0$. Then, analyzing the instabilities forward and backward in time, as described by the tendency of an adjustable “satellite” trajectory to flee or approach a stored “reference” is a fruitful approach.

Time reversibility can be imposed on a stored reference trajectory $\{ q, p, \zeta \}$ in either of two ways. The stored data can be used “as is” for a reversed trajectory simply by changing the sign of the time increment dt . Then the stored data are obviously solutions of the three reversed motion equations :

$$\dot{q} = -p ; \dot{p} = +q + \zeta p ; \dot{\zeta} = 1 - p^2 \text{ for } dt < 0 .$$

Alternatively one can simply change the signs of the stored $\{ p \}$ and $\{ \zeta \}$ [and $\{ \lambda \}$ if the Lagrange multiplier approach is used]. Then the modified sequence of $\{ q, p, \zeta \}$ satisfies the original motion equations when it is played backward. These two ways of exploring reversibility are precisely equivalent in computation. Only the signs of some of the numbers are changed. The magnitudes forward and backward are identical.

If one were to follow this reversibility procedure for *both* the reference and the satellite trajectories, then increasing separation going forward in time would correspond to decreasing separation in the reversed trajectory, and hence to a negative Lyapunov exponent rather than a positive one. Evidently in the Nosé-Hoover oscillator case, with just three exponents, the largest exponent going forward would become the most negative going backward :

$$\lambda_1^f = \langle \lambda_1(t) \rangle_{dt>0} = - \langle \lambda_3(t) \rangle_{dt<0} .$$

Although the Lagrange-multiplier equations using a stored reference trajectory with stored satellite trajectories *are* all of them time-reversible, with both $v(t)$ and $\lambda_1(t)$ changing sign if $dt < 0$, the reversed exponents are erroneous ! The correct approach, storing a reference trajectory and then generating a *new* set of reversed-time satellite trajectories to go with the reference, using Lagrange multipliers or with Benettin's rescaling algorithm, gives an instantaneous spectrum which is unrelated to its forward-in-time twin. For us this seems surprising, even though it is fairly well known, and suggests interesting research directions, perhaps leading to a better understanding of which spectra reverse and which do not. The simplest explanation is probably best : the tendency of two trajectories to separate can depend only on their *past* history, and not the future. On a particular time-reversible trajectory, $\{ q(ndt) \}$, without knowing whether dt is positive or negative, the notions of past and future could be thought nebulous. The low-cost readily-available cure for this uncertainty is straightforward computation and observation, finding out what *does* happen.

What actually *does* happen is surprising, and is illustrated in **Figure 7**. The largest Lyapunov exponent going forward in time and the largest going backward typically sum nearly to zero, indicating that the vectors joining the reference and satellite trajectories are almost parallel in the two time directions. The stretching or shrinking observed for $dt > 0$ is replaced by its opposite, shrinking or stretching for $dt < 0$:

$$+\lambda_1^{dt>0}(t) \simeq -\lambda_1^{dt<0}(t) .$$

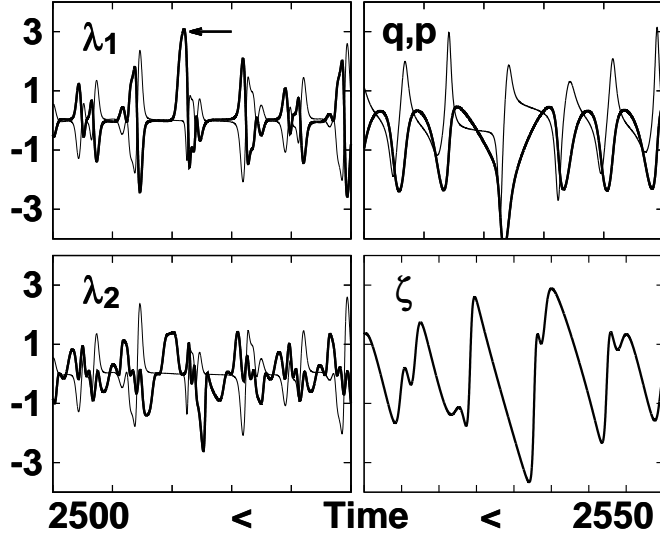


FIG. 7: The summed spectra, both forward and backward, and the negative value of ζ all correspond to the same bold curve in the lower right panel. The left panels represent the first two Lyapunov exponents forward (thick lines) and backward (thin lines) in time. The summed exponents, forward and backward for the two methods of time reversal, satisfy similar sum rules : $\lambda_1 + \lambda_2 + \lambda_3 = \mp \zeta$. The coordinate q (thick line) and the momentum p (light line) versus time are shown in the upper right panel. Notice that a brief segment of time, just past 2520, during which the momentum is near zero corresponds to the only part of the plotted interval in which the first Lyapunov exponents have very different magnitudes in the forward and backward directions. The arrow points out the maximum in λ_1^f to which λ_1^b is unrelated.

Of course this cannot be precisely true as the averaged values of both versions of λ_1 are positive. But the fluctuations in the exponent are two orders of magnitude larger than the relatively-small time-averaged value of ± 0.0139 . The fluctuations are of the order of the oscillator frequency, $\omega = 2\pi\nu$, rather than the much smaller instability rate.

A trajectory fragment [50,000 timesteps forward and backward from near the center a much longer simulation, $0 < t < 5000$] and specially selected to show the reversibility phenomena, is analyzed in **Figure 7** . Apart from the single strong maximum in $\lambda_1(t)^{dt>0}$ indicated by the arrow the sum of the two exponents is close to zero. There is no apparent correlation between the values of the second or the third Lyapunov exponents in the two time directions. Thus trajectory stability depends qualitatively on the direction of time, even for equilibrium systems.

In any case, the sums of all three exponents going forward and backward in time both must obey the instantaneous sum rule :

$$\lambda_1(t) + \lambda_2(t) + \lambda_3(t) = (d \ln \otimes / dt) = \mp \zeta .$$

The equilibrium oscillator considered here behaves like a dissipative system with an asymmetry between the forward and backward directions of time which can be traced to the varying comoving phase volume $\otimes(t)$. With even a little thermostating the resulting heat transfer is enough to break the pairing symmetry expected for Hamiltonian systems. In nonequilibrium steady states we will see that this same symmetry breaking is unrelenting and in fact prevents reversing the formally time-reversible trajectories by any means other than reusing stored trajectories.

IV. OSCILLATOR ERGODICITY VIA GENERALIZED FRICTION

We have seen that numerical solutions of the three Nosé-Hoover oscillator equations ($\dot{q}, \dot{p}, \dot{\zeta}$) are far from ergodic. The same is true for the four Nosé equations ($\dot{q}, \dot{p}, \dot{s}, \dot{\zeta}$) because the two trajectories are *identical* for the corresponding scaled variables :

$$\dot{t}_{NH} \equiv \dot{s}t_N \longrightarrow \{ q, p, \zeta, t \}_{NH} \equiv \{ q, (p/s), \zeta, t \}_{N(\text{ scaled })} .$$

Provided that the initial values of $\{ q, p, \zeta \}$ correspond at $t_{NH} \equiv t_N \equiv 0$ with $s(t=0) \equiv 1$ plots of $\zeta(q)$ are identical for the two sets of differential equations. This equivalence is a useful demonstration of Nosé's "scaling of time" with the time-scaling variable s .

Though ergodicity is lacking, the friction coefficient equations for $\dot{\zeta}$ guarantee that the second velocity moments are equal to the specified value of the temperature

$$\langle p^2 \rangle_{NH} \equiv \langle (p/s)^2 \rangle_N \equiv T .$$

By controlling another moment the velocity distribution should come more closely to resemble the equilibrium Maxwell-Boltzmann Gaussian. In fact two moments can be enough¹⁹. Consider the simultaneous control of p^2 and p^4 . For this generalized Nosé-Hoover oscillator problem *two* friction coefficients are involved, ζ for p^2 and ξ for p^4 :

$$\dot{q} = +p ; \dot{p} = -q - \zeta p - \xi (p^3/T) ; \dot{\zeta} \propto (p^2/T) - 1 ; \dot{\xi} \propto (p^4/T^2) - 3(p^2/T) . [\text{HH}]$$

Solutions of these “Hoover-Holian” [HH] equations, with all parameters equal to unity, appear to be ergodic, with the probability density and *all* of its moments converging to Gibbs’ Gaussian moments better and better as the sampling time is increased. At the same time careful examination of the two-moment flow’s cross sections reveals that there are no “holes” in the *doubly-thermostated* chaotic sea. This is in marked contrast to the holy-sea sections seen in the *singly-thermostated* flows illustrated in **Figures 4 and 6** . Comprehensive tests for ergodicity were formulated and applied to the doubly-thermostated [HH] equations in connection with the 2014 Snook Prize²⁰.

Evidently one can never achieve *perfect* agreement in numerical tests as the probabilities of high-energy states are not only infinitesimal but would also require infinitesimal timesteps for computational stability. The four [HH] equations above, which control the second and fourth velocity moments, are only one of several methods for achieving ergodicity for the oscillator with the use of *two* friction coefficients. In view of this success it is natural to wonder whether or not a *single* carefully-chosen thermostating variable could make the dynamics ergodic.

There are many different approaches to the ergodicity problem. The symmetry of the oscillator’s coordinate and momentum suggests that one could thermostat q^2 just as well as p^2 or perhaps even both. By interpreting q^2 as the fluctuation of the force these ideas can be, and have been, applied to more complicated systems. Extensions of this idea to the “weak” (time-averaged) control of two or more different moments, with forces proportional to

$$[(q^2/T) - 1], [(q^4/T^2) - 3(q^2/T)], [(p^2/T) - 1], [(p^4/T^2) - 3(p^2/T)], \dots ,$$

have proved fruitful. Rather than describe all of these efforts let us concentrate on the simplest of them, the simultaneous weak control of both (p^2/T) and (p^4/T^2) *using a single friction coefficient*. A useful tool in investigations of this sort is the χ^2 test, which makes it possible to estimate numerically which of two different thermostat choices gives results closer to the Maxwell-Boltzmann velocity distribution. We turn to that next.

A. Ergodicity with a Single Thermostat Variable – the χ^2 Test

After 30 years of failed attempts involving dozens of investigators we recently discovered that ergodic control of a harmonic oscillator *appears to be* possible with just a single thermostat variable. An important clue, from the investigations of Bulgac, Kusnezov, Ju, and Bauer^{21,22}, was that *cubic* thermostats provide enhanced ergodicity relative to linear ones. With cubic thermostats ergodic motion can occur even in the minimal case of a three-dimensional phase space. For maximum simplicity we assign any and all control variables to the momentum because the canonical momentum distribution is always the same, independent of the chosen potential energy.

Accordingly, let us assign the entire thermostating burden to the momentum through just two velocity moments, again using the harmonic oscillator to illustrate :

$$\dot{q} = p ; \dot{p} = -q - \zeta^n [\alpha p + \beta(p^3/T) + \gamma(p^5/T^2)] ;$$

$$\dot{\zeta} = \alpha [(p^2/T) - 1] + \beta [(p^4/T^2) - 3(p^2/T)] + \gamma [(p^6/T^3) - 5(p^4/T^2)] .$$

With this functional form of control, where $n = 1$ or 3 , it is easy to show that the corresponding solution of Liouville’s continuity equation is again the Maxwell-Boltzmann Gaussian distribution :

$$f(q, p, \zeta) = e^{-q^2/2T} e^{-p^2/2T} e^{-\zeta^{n+1}/(n+1)} .$$

Monte Carlo or grid-based exploration of (α, β, γ) parameter space reveals many binary combinations of two types, $(\alpha, \beta, 0)$ and $(\alpha, 0, \gamma)$, which fill out Gibbs’ distribution. Candidate models have good velocity and coordinate moments as well as phase-space cross sections without discernable “holes”. **Figure 8** shows $\zeta = 0$ cross sections for two successful combinations $(\alpha, \beta, \gamma) = (0.05, 0.32, 0.00)$ and $(1.50, 0.00, -0.50)$. Because motion equations involving the fifth and sixth powers of velocity are “stiff” we have mostly restricted our detailed explorations to combinations of the second-moment and fourth-moment controls.

How best to find such combinations ? There are many ways. A purely visual approach is relatively effective. A hundred-frame movie is a convenient visualization tool. The frames result from choosing an arbitrary grid of 100 (α, β) values and plotting 200,000 successive (q, p) cross-section points for which ζ vanishes. Frames lacking apparent holes in the density, and also providing good second, fourth, and sixth moments identify (α, β) choices as good candidates for ergodicity. The most interesting sections can be confirmed ergodic

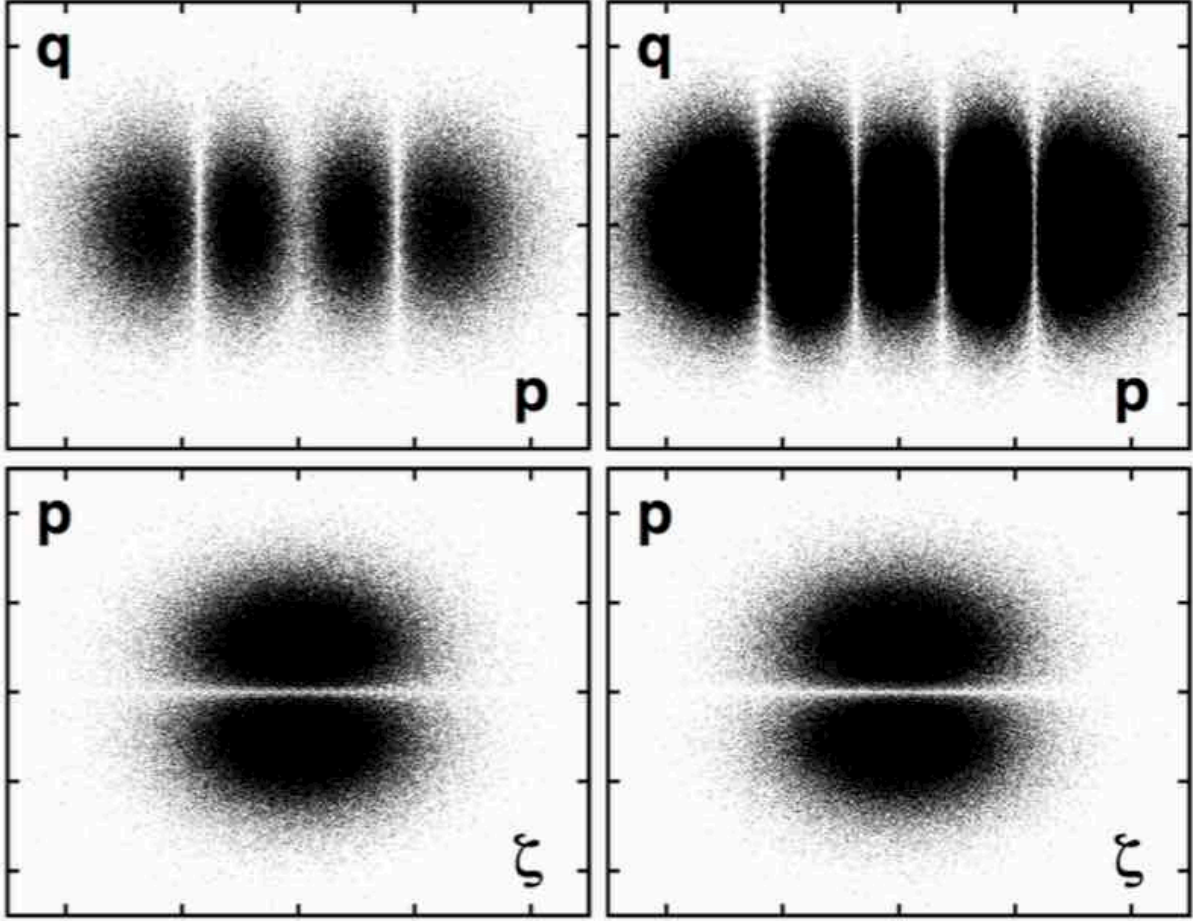


FIG. 8: Cross sections for $(\alpha, \beta, \gamma) = (+0.05, +0.32, 0.00)$ [at the left] and $(1.50, 0.00, -0.50)$ [at the right]. These sections are for equilibrium oscillators [$T = 1$] and use controls linear and cubic in p while linear in ζ , with $n = 1$. The white lines correspond to “nullclines” where the velocity normal to the cross section vanishes. The scales all range from -5.0 to $+5.0$. The upper panels are the $\zeta = 0.0$ sections. The lower panels are the $q = 0.0$ sections.

with greater accuracy by zooming in, while using a few million section points rather than 200,000.

A more systematic approach, also useful, but not at all foolproof, can be based on Pearson’s χ^2 statistic. χ^2 comes in handy when it is desired to know if an *observed* distribution $\{o\}$ (from a numerical simulation) is consistent with a predicted one (with *expected* values $\{e\}$ from a theoretical analysis of the flow equations). For a candidate (α, β) combination a coarse-grained probability can be defined and determined within N discrete sampling bins. The mean-squared deviation of the bin probabilities from the expected theoretical value is

divided by the expected bin population and averaged over bins. The Central Limit Theorem predicts that the resulting sum :

$$\chi^2 \equiv \sum^N \langle (o - e)^2 / e \rangle ,$$

where the angle-bracket average is over the points in each of the bins, will approach the number of bins N if the “expected” already-known distribution $\{ e \}$, is a match to the “observed” one, $\{ o \}$.

The simplest special case of this idea results if a uniformly flat distribution of random numbers $\{ 0 < \mathcal{R} < 1 \}$ is divided into N equal sampling bins. With just two bins the large-sample limit is $\chi^2 = 1$; with four bins 3 ; with six bins 5, and so on. The limiting value of χ^2 with N bins is just $N - 1$. With data gathered from dynamical simulations where the distribution is *not* flat the dependence on the sample size is irregular and the convergence is slowed due to the inevitable serial correlation of sampled trajectory data.

Knowing that Gibbs’ canonical oscillator distribution is Gaussian in all the variables makes it possible to test bins in q or p or ζ , or combinations of these variables, using the χ^2 goodness-of-fit criterion. With 100 bins and a billion data points values of χ^2 within ten percent of the number of bins, $\chi^2 \simeq 100 \pm 10$, are typical when the distribution being observed really *is* Gaussian. It is possible to debug such a program using a good random number generator such as Press’ “ran2” generator from *Numerical Recipes*.

Our investigations suggested that control variables based on the differential equations :

$$\dot{q} = p ; \dot{p} = -q - \zeta^n [\alpha p + \beta(p^3/T) + \gamma(p^5/T^2)] ;$$

$$\dot{\zeta} = \alpha [(p^2/T) - 1] + \beta [(p^4/T^2) - 3(p^2/T)] + \gamma [(p^6/T^3) - 5(p^4/T^2)] ,$$

can provide ergodicity for the harmonic oscillator. The equations are particularly stiff when the sixth moment is included so that $(\alpha, \beta) = (0.05, 0.32)$ is the most promising of the combinations we have tried to date. We have also included sample sections using a two-parameter (α, γ) model controlling the second and sixth velocity moments. Because these equations *are* stiffer, requiring timesteps of order 0.0001 rather than 0.001, the second and fourth-moment control is the better choice. With this model the fluctuations of the largest local Lyapunov exponent correspond to a standard deviation of about 27, two orders of magnitude larger than its long-time-averaged value so that the exploration of phase space is relatively rapid.

Because the equilibrium Maxwell-Boltzmann momentum distribution $e^{-p^2/2T}$ is the *same* for any potential, this finding suggests that it may well be possible to thermostat *any* small Hamiltonian system in this way. Let us check this idea for the simple pendulum.

B. Thermostating the Nosé-Hoover Pendulum Problem

We have seen that the Nosé-Hoover oscillator can be thermostated in a wide variety of ways using either one, two (or possibly even three !) control variables, though the stiffness suggests that using three controls is unwise. In each case the consistency of the solutions can be checked using Liouville's Theorem to confirm that the stationary flow leaves Gibbs' probability density unchanged :

$$(\partial f / \partial t) = -\nabla \cdot (fv) = 0 .$$

To apply similar ideas to the pendulum problem²³ using a single friction coefficient we need only to replace the potential energy: $(q^2/2) \rightarrow -\cos(q)$ so that Gibbs' canonical distribution becomes :

$$\mathcal{H} = -\cos(q) + (p^2/2) \rightarrow f(q, p, \zeta) \propto e^{\cos(q)/T} e^{-p^2/2T} e^{-\zeta^{n+1}/(n+1)} \text{ with } -\pi < q < +\pi .$$

We can make the friction coefficient ζ consistent with the Gaussian momentum distribution by using an arbitrary collection of moments, for instance :

$$\dot{q} = p ; \dot{p} = -\sin(q) - \zeta^n [\alpha p + \beta(p^3/T) + \gamma(p^5/T^2)] ;$$

$$\dot{\zeta} = \alpha [(p^2/T) - 1] + \beta [(p^4/T^2) - 3(p^2/T)] + \gamma [(p^6/T^3) - 5(p^4/T^2)] .$$

The cross sections for $(\alpha, \beta) = (0.300, 0.300)$ [found visually] and $(0.088, 0.188)$ [found using Pearson's χ^2 test] are shown in the **Figure 9** and, at least from the visual standpoint, both distributions appear to be ergodic. The color indicates the magnitude of the local Lyapunov exponent, $\lambda_1(t)$.

Our oscillator and pendulum examples both suggest that there *is* a dynamics, deterministic and time-reversible, which closely follows Gibbs' canonical distribution. Because many of the problems addressed with molecular dynamics involve isothermal rather than isoenergetic processes this makes isothermal molecular dynamics a particularly useful tool.

With weak polynomial control of the momentum it appears that we have completed Nosé's search for a deterministic time-reversible dynamics satisfying Gibbs' canonical distribution. With equilibrium thermostats under control let us go on to consider the extension of this dynamics to *nonequilibrium* systems in which the temperature varies with location⁸. We demonstrate the possibilities by including a temperature gradient in the harmonic oscillator problem, allowing the dynamics to become dissipative by transferring heat from "hot" to "cold". These problems have an intrinsic pedagogical interest because they are simultaneously time-reversible *and* dissipative. They generate multifractal attractor-repellor pairs, often with a considerable æsthetic interest.

V. NONEQUILIBRIUM TIME-REVERSIBLE DISSIPATIVE OSCILLATORS

Gibbs' equilibrium canonical distribution depends upon the temperature $T = \langle p^2/mk \rangle$ where p is a cartesian momentum component for a particle with mass m . For simplicity we continue to choose both k and m equal to unity. We can introduce a *nonequilibrium* temperature gradient, ∇T , by choosing a coordinate-dependent temperature $T(q)$. This opens up the possibility for heat transfer leading to a quantitative treatment of nonequilibrium problems. We choose a smooth profile with a maximum temperature gradient ϵ :

$$T(-\infty) = 1 - \epsilon < T(q) \equiv 1 + \epsilon \tanh(q) < 1 + \epsilon = T(+\infty) .$$

Although the equations of motion ,

$$\dot{q} = p ; \dot{p} = -q - \zeta p ; \dot{\zeta} = \dot{\zeta}(p^2, p^4, p^6, T) ,$$

are still time-reversible [with $(+t, +q, +p, +\zeta) \rightarrow (-t, +q, -p, -\zeta)$] the dynamics *can* turn out to be *dissipative* and *irreversible* . How can this be? What does it mean? To address these questions, which are good ones, we must look at time reversibility in more detail.

The concept of time reversibility²⁴ can be made unnecessarily complex by introducing the concept of phase-space involutions. A straightforward definition is the wiser choice: First, imagine a *movie* of the motion in question (this presupposes a connection between the dynamical system of differential equations and objects capable of visual representation) ; Second, play the movie backwards, (but with the clock on the wall still recording a steady increase in the time) just reversing the order of the frames. In the backward movie velocities

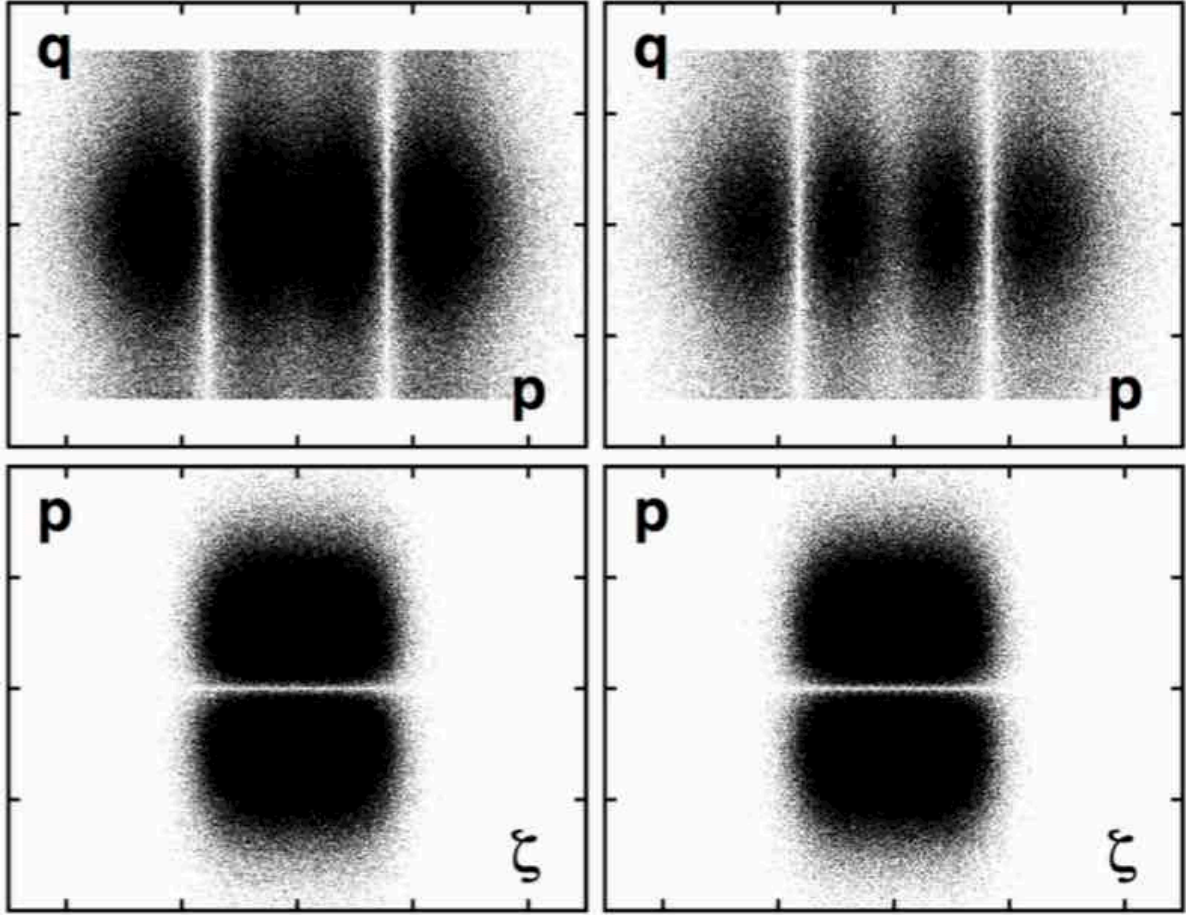


FIG. 9: Ergodicity of the isothermal Simple Pendulum with $T = 1$ and cubic control [$n = 3$ and $\dot{p} \propto -\zeta^3$]. These cross sections correspond to $(\alpha, \beta) = (0.300, 0.300)$ to the left and $(0.088, 0.188)$ to the right. $\gamma = 0$ in both cases. The vertical scales range from -4.0 to $+4.0$ and the horizontal scales range from -5.0 to $+5.0$. Note that the range of the pendulum coordinate (where q is an angle) is periodic : $-\pi < q < +\pi$.

change sign but coordinates do not. If the backward movie obeys *the same* equations as the forward one the dynamical system describing the motion is time-reversible. If not, then not. Variables odd in the time, such as velocity and the microscopic heat flux, change sign in the reversed motion, but parameters, like gravity, are held fixed. In every case that we study here our microscopic differential equations of motion satisfy this criterion. In the simplest example, the Nosé-Hoover oscillator ,

$$\dot{q} = +p ; \dot{p} = -q - \zeta p ; \dot{\zeta} \propto [(p^2/T) - 1] ;$$

reversing the sign of p and the variable ζ is equivalent to reversing the sign of the time so that this system *is* time-reversible, even in the case where the temperature T depends on the coordinate q . In the simplest nonexample,

$$\dot{q} = +p ; \dot{p} = -q - \zeta p ,$$

where ζ is now a fixed parameter, not a variable, changing the sign of p corresponds to reversing the \dot{q} equation but *not* the \dot{p} one so that the constant-friction system is *not* time-reversible. The same is true of continuum solutions of viscous fluid flows and Fourier heat flow. The continuum constitutive relations for the shear stress of a Newtonian fluid with a velocity gradient and the heat current in a Fourier heat conductor with a temperature gradient :

$$\sigma_{xy} = \eta [(\partial u_x / \partial y) + (\partial u_y / \partial x)] ; Q_x = -\kappa (\partial T / \partial x) ,$$

are specially interesting. Here η is the shear viscosity and κ is the thermal conductivity. From the virial theorem we know that shear stress σ is an even (time-reversible) function of the velocities, while the heat flux vector Q is odd. Both these observations contradict the phenomenological macroscopic constitutive relations laid down by Newton and Fourier.

From thermodynamics we are well aware that “The entropy of the Universe increases.” Entropy is associated with heat reservoirs. When a reservoir absorbs heat δQ its entropy increases by $\delta Q/T$. Likewise, when it releases heat the reservoir entropy decreases. Let us get back to the main question, “How do time-reversible motion equations produce irreversible behavior ?”

It is a curious and hard-to-grasp fact that reversible mathematical equations can lead to irreversible behavior in the presence of Lyapunov instability, when the separation between two nearby trajectories increases. There would seem to be no reason why an increasing separation would win out over a decreasing one, particularly in the case where phase volume is conserved. But a positive Lyapunov exponent signals the system’s seeking out the direction of increased phase-space states. Think again of computing the largest Lyapunov exponent by rescaling the separation of two nearby trajectories. That is, consider the linear variation of a coordinate perturbation backward and forward in time, δ , paralleling the direction characterized by the local Lyapunov exponent $\lambda(t)$:

$$\dot{\delta} / \delta = \lambda(t) \rightarrow \langle \delta(t) / \delta(0) \rangle = (1/2) [e^{+\lambda dt} + e^{-\lambda dt}] = \cosh(\lambda dt) ,$$

which gets bigger, indicating more phase volume, when averaged over the two possible time directions. In dynamical systems theory directions with growth are referred to as the “unstable” manifold while the decay directions are the “stable” one. If the direction of δ is allowed to develop “naturally”, with only its length, but not its direction constrained, it soon comes to point in the direction associated with the largest Lyapunov exponent λ_1 .

But this is not at all the direction of maximum growth. To see this consider a simple example²³, a harmonic oscillator’s orbit where the mass and the force constant are both equal to 1/4, and with an orbit perturbation $(\delta q, \delta p)$ having a fixed length $|\delta|$. If we choose a displacement parallel to the direction of the perturbation (as in Benettin’s rescaling algorithm used to determine the maximum Lyapunov exponent) we need to solve two coupled evolution equations :

$$\dot{\delta}_q = +4\delta_p - \lambda\delta_q ; \dot{\delta}_p = -(1/4)\delta_q - \lambda\delta_p \rightarrow \lambda = (15/4)\delta_q\delta_p/|\delta|^2 ,$$

subject to the fixed-length constraint $\dot{\delta}_q\delta_q + \dot{\delta}_p\delta_p \equiv 0$. The maximum value, for equal perturbations in the two directions, gives a growth rate of (15/8) . On the other hand the unperturbed growth rate in a *general* direction, is $(4\delta_p, -(1/4)\delta_q)$, which has its maximum value of 4 for a perturbation parallel to the p direction. *Maximum and minimum* growth rates *are* time-reversible but the dependence of the *Lyapunov* growth and decay rates are not. The latter rates depend upon past history, and not future destiny.

A. Nonequilibrium Examples with Weak but Stiff Control of p^2 and p^6

A specific ergodic system ,

$$\dot{q} = p ; \dot{p} = -q - \zeta [1.5p - 0.5(p^5/T^2)] ;$$

$$\dot{\zeta} = 1.5 [(p^2/T) - 1] - 0.5 [(p^6/T^3) - 5(p^4/T^2)] ,$$

exerts a passive control over the second and sixth velocity moments. Passive in that the equations are *necessarily consistent* with the Gaussian distribution but are *not necessarily sufficient* for that distribution to be realized. When the target temperature $T(q)$ varies with coordinate ,

$$T(q) = 1 + \epsilon \tanh(q) ; 0 < \epsilon < 1 \longleftrightarrow 0 < T(q) < 2 ,$$

the problem can become *dissipative*, with the comoving phase-volume rate-of-change negative,

$$\langle (\dot{\otimes}/\otimes) \rangle \equiv (\partial\dot{q}/\partial q) + (\partial\dot{p}/\partial p) + (\partial\dot{\zeta}/\partial\zeta) = \langle -1.5\zeta + 2.5\zeta(p^4/T^2) \rangle < 0 .$$

Sample cross-sections of the corresponding chaotic sea appear in **Figure 10**. At equilibrium, not shown in the Figure, a $(q, p, 0)$ plot would show inversion symmetry, equivalent to noting that viewing the thermostated oscillator in a mirror would change the signs of (q, p) without changing the friction coefficient ζ . Changing the signs of the friction coefficient and both parameters $(\pm\zeta, \pm 1.5, \mp 0.5)$ leaves the equations of motion unchanged.

An analytic calculation of the largest Lyapunov exponent for the (α, γ) problems illustrated in **Figure 10** requires the solution of the three coupled linearized equations of motion for the reference-to-satellite vector. In the $p = 0$ plane the equations for $\delta = (\delta_q, \delta_p, \delta_\zeta)$ simplify :

$$\{ \dot{\delta}_q = \delta_p - \lambda_1 \delta_q ; \dot{\delta}_p = -\delta q - 1.5\zeta \delta_p - \lambda_1 \delta_p ; \dot{\delta}_\zeta = -\lambda_1 \delta_\zeta \} .$$

The constraint of constant length imposed by λ_1 in its role as a Lagrange multiplier, when applied in the $p = 0$ plane, makes it possible to relate the *sign* of λ_1 to that of the friction coefficient ζ :

$$(d/dt)[\delta_q^2 + \delta_p^2 + \delta_\zeta^2] \equiv 0 \longrightarrow \lambda_1 = -\alpha\zeta\delta_p^2 .$$

With $\alpha = 0.05$ or 1.5 the upper half plane of the lower panels of **Figures 10 and 11**, with $\zeta > 0$ is entirely green, signifying a *negative* Lyapunov exponent. Positive values of λ_1 indicated by red in the Figures, correspond to negative values of ζ in the $p = 0$ plane. As would be expected for a “friction” coefficient negative values promote growth and positive ones decay. As the temperature gradient increases the dissipation grows. Because the time-averaged dissipation is necessarily positive a comoving volume element $dqdpd\zeta$ vanishes with time, exponentially fast.

B. Nonequilibrium Example with Weak Control of p^2 and p^4

Because the equations of motion for control of the sixth moment are stiff, requiring a Runge-Kutta timestep of order 0.0001 or 0.0002, we consider the simpler case of passive control of the second and fourth velocity moments :

$$\dot{q} = p ; \dot{p} = -q - \zeta [0.05p + 0.32(p^3/T)]$$

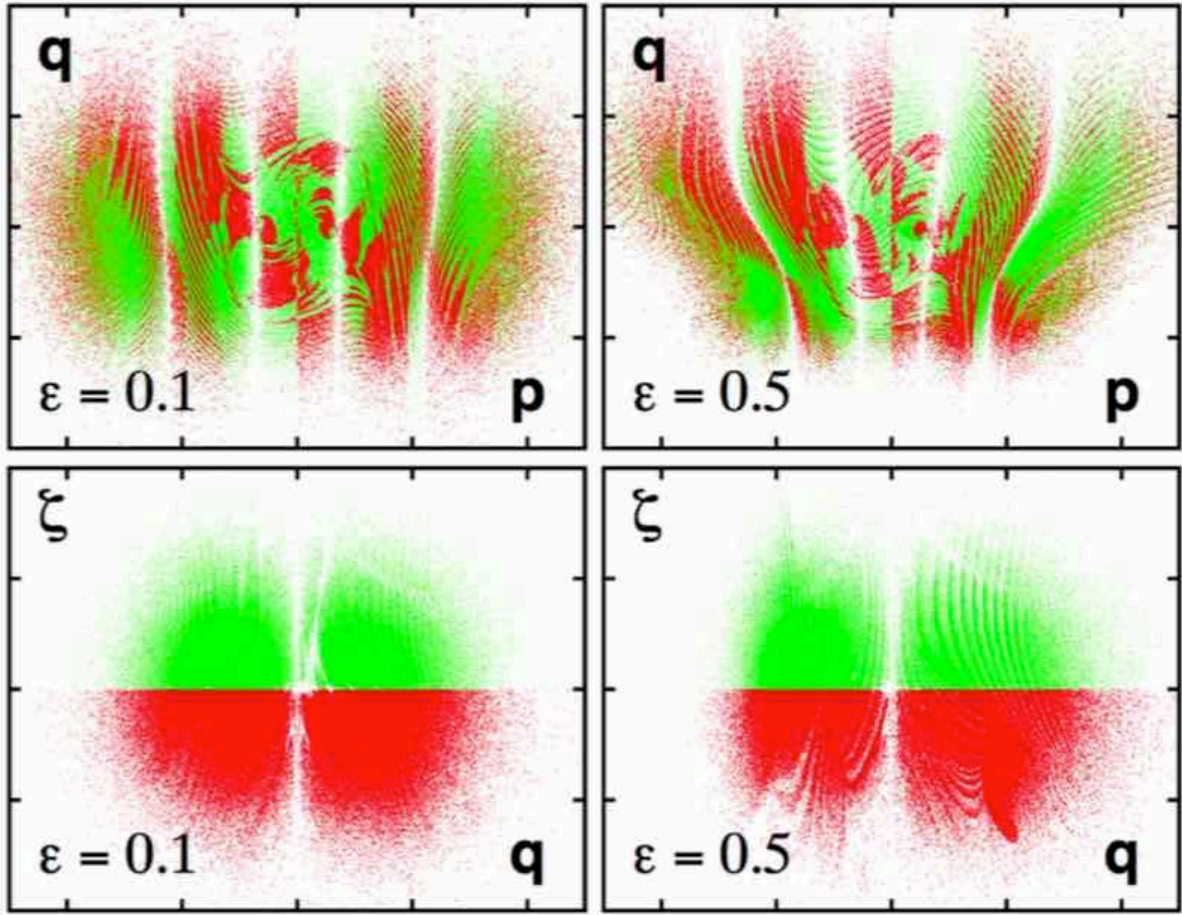


FIG. 10: Cross Sections of the Dissipative Oscillator with $(\alpha, \gamma) = (1.5, -0.5)$. For all of the plots the abscissa ranges from -5.0 to $+5.0$ while the ordinate ranges from -4.0 to $+4.0$. The penetrations of the $\zeta = 0$ plane (top panels) corresponding to a positive largest Lyapunov exponent are in red, with negative values in green. The penetrations of the $p = 0$ plane (shown in the lower panels) are colored in the same way and confirm that negative values of the friction coefficient correspond to phase-volume growth.

$$\dot{\zeta} = +0.05[(p^2/T) - 1] + 0.32[(p^4/T^2) - 3(p^2/T)] .$$

Like those controlling $\langle p^2, p^6 \rangle$ these equations controlling $\langle p^2, p^4 \rangle$ are ergodic at equilibrium, and are consistent with Gibbs' distribution $f(q, p, \zeta) \propto e^{-q^2/2T} e^{-p^2/2T} e^{-\zeta^2/2}$.

Away from equilibrium, with $T = 1 + \epsilon \tanh(q)$ and where tori are absent, these same equations generate *dissipative* fractal attractors. For small temperature gradients the dimensions of the cross sections in **Figure 11** and the dissipation vary smoothly while the

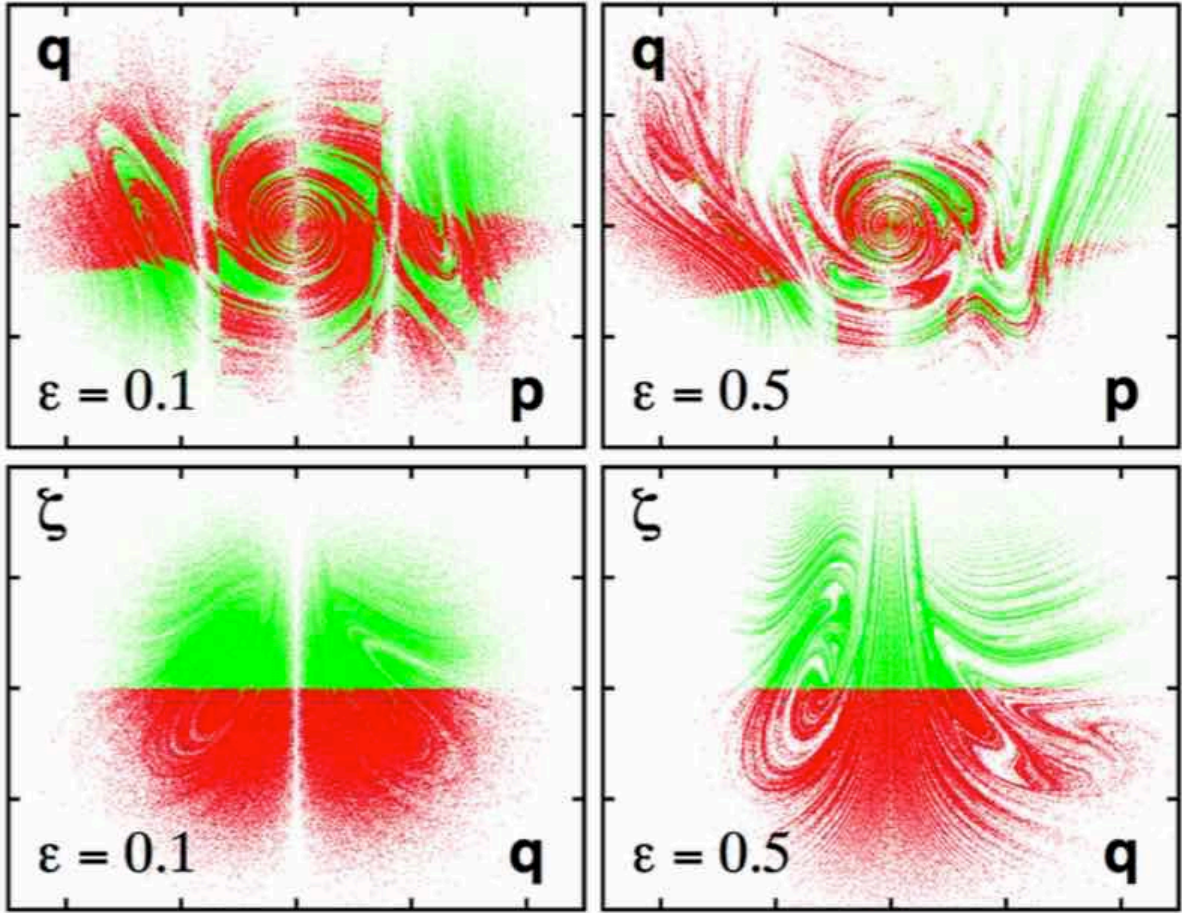


FIG. 11: Cross Sections of the Dissipative Oscillator with $(\alpha, \beta) = (0.05, 0.32)$ and a friction linear in ζ ($n = 1$). For all of the plots the abscissa ranges from -5.0 to $+5.0$ while the ordinate ranges from -4.0 to $+4.0$.

motion remains ergodic. Just as in the Galton Board examples the resulting fractals signal the rarity of nonequilibrium states.

Because the two-parameter motion equations *are* time-reversible there exists a symmetric set of $\zeta = 0$ cross-section states with reversed momenta $\pm p \longleftrightarrow \mp p$, reversed heat current, reversed dissipation, as well as phase-volume growth rather than collapse, all of these characteristics violating the Second Law of Thermodynamics. But all those states are unstable, with a reversed (when time-averaged) Lyapunov spectrum having a positive sum. They make up the unobservable and illegal *repellor states*. The repellor acts as a source and the attractor a sink for these time-reversible heat-flow problems. Despite their symmetry the repellor and attractor measures are different, zero and one, respectively.

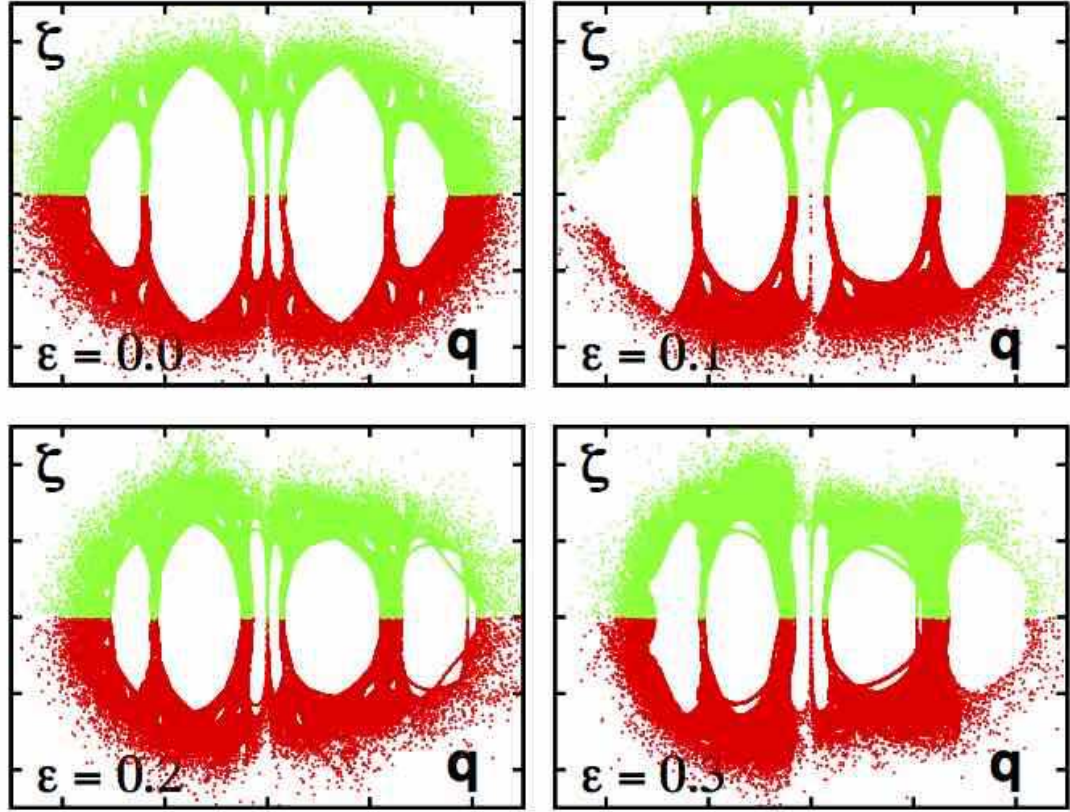


FIG. 12: The effect of dissipation on phase-space cross sections for the chaotic, but nonergodic, Nosé-Hoover oscillator. Sections with vanishing momentum are shown for four values of ϵ : 0.00, 0.10, 0.20, 0.30 . The equations of motion are $\dot{q} = p$; $\dot{p} = -q - \zeta p$; $\dot{\zeta} = [(p^2/T) - 1]$, where $T = 1 + \epsilon \tanh(q)$.

The implication of Figure 11 is relatively simple. Starting out with an equilibrium dynamics which follows Gibbs' canonical distribution (without holes) relatively simple multifractal attractors respond to a thermal gradient. Increasing the temperature gradient leads to a reduced attractor dimensionality and increased dissipation. The general approach of perturbing an ergodic equilibrium Gibbs' ensemble evidently leads to relatively simple nonequilibrium steady states. In an effort to see whether or not this simplicity has a counterpart in nonergodic Hamiltonian mechanics we return to the Nosé-Hoover oscillator and expose it to a thermal gradient next.

C. Nonequilibrium Nosé-Hoover Oscillator Dynamics

Although the equilibrium Nosé-Hoover oscillator has *all* the complexity of Hamiltonian mechanics – chains of islands and their elaborations, it is worth exploring whether or not any simplification results away from equilibrium. Our previous work²⁵ indicated a crude boundary between small-gradient and large-gradient behavior around $\epsilon = 0.40$. In **Figure 12** we consider strange-attractor solutions corresponding to three values of ϵ , 0.10, 0.20, 0.30 in addition to the equilibrium case. We use nonequilibrium versions of the Nosé-Hoover oscillator with $\dot{\zeta} = [(p^2/T) - 1]$ rather than $\dot{\zeta} = [p^2 - T]$ because the multimoment models are *much* simpler to formulate when the distribution of the friction coefficient(s) is not explicitly temperature dependent.

We considered relatively long runs (10^{12} timesteps) in an effort to assure convergence. A bit more than halfway through the $\epsilon = 0.10$ simulation, with a fourth-order Runge-Kutta timestep of 0.01, the chaotic strange attractor suddenly began to generate a torus which then gradually shrunk with time. Was this real, or an artefact? A check calculation with fifth-order Runge-Kutta, also using a timestep of 0.01 revealed no such behavior, exhibiting instead a chaotic solution. This problem illustrates the virtue of comparing results from the two or more integrators, particularly when longer runs are desirable. A careful investigation shows that the single-step fourth-order and fifth-order errors:

$$\text{RK4 error} \simeq -dt^5/120 ; \text{RK5 error} \simeq +dt^6/720 ,$$

are in opposite directions, with the fifth-order still noticeable with a timestep $dt = 0.01$ in double-precision calculations. With $dt = 0.001$ both the fourth-order and fifth-order errors are negligible in double-precision work. For the reader interested in exploring these small effects²⁶ an initial condition very close to the border between chaos and tori is $(q, p, \zeta) = (\delta, \delta, 3)$ with δ small. A small nonzero value of δ (such as 10^{-12}) is necessary to avoid the analog of a (q, p) fixed point in the $(q, p, \zeta = 0)$ cross section.

Figure 12 shows the sign of the local Lyapunov exponent $\lambda_1(t)$ in color, both at and away from equilibrium ($\epsilon = 0.0$ to 0.3). Notice that the near inversion symmetry in the $(q, p, 0)$ plane for $\epsilon = 0.10$, gives way to predominating Lyapunov instability far from equilibrium, at $\epsilon = 0.30$. Below, the $(q, 0, \zeta)$ plane shows that the sign of the local Lyapunov exponent is a perfect match of the sign of the local friction coefficient. Simply reversing the direction of the flow in the three nonequilibrium panels, corresponding to reflection of p about the q

axis, might be expected to change the signs of the Lyapunov exponents, but even close to equilibrium this does not happen. This is because that exponent depends upon the *past* so that there is a fundamental lack of symmetry in the local exponents.

VI. LIOUVILLE’S THEOREM APPLIED TO NONEQUILIBIUM FLOWS

We have seen that the continuity equation is an invaluable tool in finding constrained dynamical systems consistent with Gibbs’ canonical ensemble. This idea was used by Green and Kubo to express transport coefficients in terms of equilibrium fluctuations. Nonequilibrium simulations, even far from equilibrium, use this same tool. Because the Galton Board as well as all of the thermostated oscillator problems we have considered involve *three*-dimensional flows it is natural to consider their analysis and display from the standpoint of Liouville’s phase-space continuity equation :

$$(\partial f/\partial t) = -\nabla \cdot (fv) \longleftrightarrow \dot{f} = (\partial f/\partial t) + v \cdot \nabla f \equiv -f \cdot \nabla v ,$$

also in three dimensions. The corresponding motion equations are represented by $v \equiv (\dot{q}, \dot{p}, \dot{\zeta})$ in the oscillator problems.

It is tempting to imagine solving the flow equation directly, replacing the derivatives $(\dot{q}, \dot{p}, \dot{\zeta})$ by finite differences. Our colleague John Ramshaw made us the welcome present of his “upwind-differencing” computer program, which transfers density across all six faces of each cubic computational cell according to the velocities evaluated at the cell boundaries, determining which of any two adjacent cells is the “donor” of probability, and which is the “acceptor”. The flow is taken to be proportional to the *donor* probability though it would appear that an average probability is nearly as plausible. Using the average, however, leads to exponential instability²⁷. *At* equilibrium, or in a steady state, the six flows into and out of every cell must balance. Evidently the algorithm conserves probability exactly, but *not* time-reversibly. Liouville’s continuity equation *is* time-reversible. But it is easy to see that in a reversed implementation of the flow algorithm the cells furnishing the probability forward in time will not have it returned exactly in the “reversed” step.

The time-reversal thought experiment (as well as its computational realization) show that the algorithm has a diffusive irreversibility. To see this begin with a single filled zone. Going forward in time this zone would typically donate probability to half (three) of its

neighbor zones. The other three neighbors would remain empty. On reversal most of the probability gained by the three neighbors would remain there. Such a forward-plus-backward two-timestep simulation reveals why it is that a straightforward application of Liouville's flow equation fails.

A simple computational test of this Liouville algorithm is to reproduce the periodic conservative Nosé-Hoover orbit, shown in **Figure 5**. The initial conditions $(q, p, \zeta) = (0.00, 1.55, 0.00)$ generate it. Solving the Liouville equation with *all* of the initial density in the cells nearest the initial condition leads to an amplitude loss proportional to the cell size. After a few such damped oscillations the final quiescent stationary state is obtained, with most of the density bunched near the origin. **Figure 13** displays the mean values of the finite-difference algorithm's history for ten oscillation periods. Limit-cycle and chaotic problems lead to very similar results.

A better rendition of the continuum motion equations could follow a set of Lagrangian points, attracted toward one another with a Lagrange multiplier designed to follow the co-moving flow volume precisely. Similar algorithms, based on interface tracking could perhaps be developed, but in the end the numerical solution of Liouville's continuity equation appears much better suited to developing consistent motion equations than to evolving a continuous phase-space density.

VII. ANALOGIES WITH MANY-BODY PROBLEMS

Over the years thousands of papers have described the use of time-reversible control variables to solve simple problems. Shear flows, heat flows, and shockwaves are examples that spring to our minds. Large-scale biomolecular simulations use exactly these same ideas. In stationary nonequilibrium flows the atomistic forces are supplemented by boundary, constraint, and driving forces in such a way as to generate a nonequilibrium steady state. In every case the resulting phase-space distribution is fractal, representing a flow from a strange repeller, with a positive summed Lyapunov spectrum to a strange attractor, with a negative Lyapunov sum. Although the fundamentals are no more complicated than the examples detailed in this paper, the possibilities for more complex applications are and will continue unlimited.

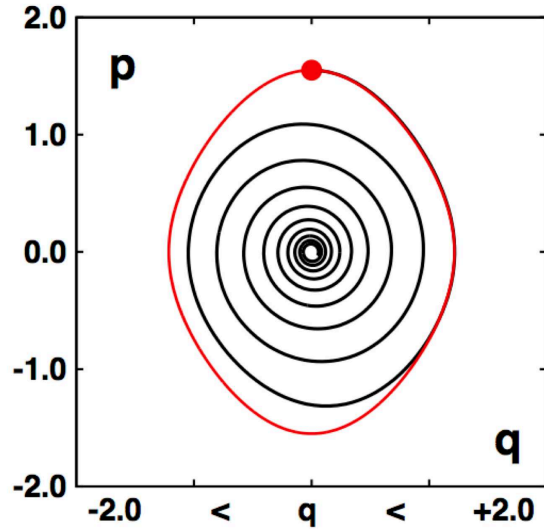


FIG. 13: The Nosé-Hoover periodic orbit with $T = 1$, as in **Figure 5**, is shown in red, with a bullet indicating the initial condition, $(q, p, \zeta) = (0.00, 1.55, 0.00)$. The finite-difference Liouville continuity equation solution for $\langle p(\langle q \rangle) \rangle$ is shown for a time of 55.78, ten oscillation periods, in black, using a $40 \times 40 \times 40$ mesh with a mesh spacing of 0.1. Solutions with three finer meshes (0.0500, 0.0250, 0.0125) establish that the artificial damping is proportional to the mesh size as is shown in John Ramshaw's book, *Elements of Computational Fluid Dynamics*²⁷.

VIII. ACKNOWLEDGMENTS

We wish to thank Puneet Patra and Baidurya Bhattacharya for their fresh look at ergodicity described in their 2014 and 2015 Journal of Chemical Physics papers^{28,29}. This stimulation led to some of the advances described here. We also thank John Ramshaw for useful discussions relating to Liouville's Theorem as well for furnishing us a computer

program providing the finite-difference results described in this paper.

- ¹ B. J. Alder and T. E. Wainwright, “Molecular Motions”, *Scientific American* **1959**, 113-126 (October, 1959) .
- ² M. Karplus, “Spinach on the Ceiling: A Theoretical Chemist’s Return to Biology”, *Annual Review of Biophysics and Biomolecular Structure* **35**, 1-47 (2006) .
- ³ B. L. Holian, W. G. Hoover, and H. A. Posch, “Resolution of Loschmidt’s Paradox: The Origin of Irreversible Behavior in Reversible Atomistic Dynamics”, *Physical Review Letters* **59**, 10-13 (1987).
- ⁴ J. C. Sprott, *Chaos and Time-Series Analysis* (Oxford University Press, 2003).
- ⁵ W. G. Hoover and C. G. Hoover, *Chaos and Control of Chaotic Nonequilibrium Systems* (World Scientific, Singapore, 2015).
- ⁶ B. Moran and W. G. Hoover, “Diffusion in a Periodic Lorentz Gas”, *Journal of Statistical Physics* **48**, 709-726 (1987).
- ⁷ C. P. Dettmann, “Diffusion in the Lorentz gas”, *Communications in Theoretical Physics* **62**, 521-540 (2014) = arXiv 1402.7010.
- ⁸ H. A. Posch and W. G. Hoover, “Time-Reversible Dissipative Attractors in Three and Four Phase-Space Dimensions”, *Physical Review E* **55**, 6803-6810 (1997).
- ⁹ D. J. Evans, W. G. Hoover, B. H. Failor, B. Moran, and A. J. C. Ladd, “Nonequilibrium Molecular Dynamics *via* Gauss’ Principle of Least Constraint”, *Physical Review A* **28**, 1016-1021 (1983).
- ¹⁰ W. G. Hoover and H. A. Posch, “Second-Law Irreversibility and Phase-Space Dimensionality Loss from Time-Reversible Nonequilibrium Steady-State Lyapunov Spectra”, *Physical Review E* **49**, 1913-1920 (1994).
- ¹¹ H. A. Posch, W. G. Hoover, and F. J. Vesely, “Canonical Dynamics of the Nosé Oscillator: Stability, Order, and Chaos”, *Physical Review A* **33**, 4253-4265 (1986).
- ¹² S. Nosé, “A Molecular Dynamics Method for Simulations in the Canonical Ensemble”, *Molecular Physics* **52**, 255-268 (1984).
- ¹³ S. Nosé, “A Unified Formulation of the Constant Temperature Molecular Dynamics Methods”, *Journal of Chemical Physics* **81**, 511-519 (1984).

- ¹⁴ W. G. Hoover, “Mécannique de Nonéquilibre à la Californienne” *Physica A* **240**, 1-11 (1997).
- ¹⁵ C. P. Dettmann and G. P. Morriss, “Hamiltonian Reformulation and Pairing of Lyapunov Exponents for Nosé-Hoover Dynamics”, *Physical Review E* **55**, 3693-3696 (1997).
- ¹⁶ W. G. Hoover, “Canonical Dynamics: Equilibrium Phase-Space Distributions”, *Physical Review A* **31**, 1695-1697 (1985).
- ¹⁷ G. Benettin, L. Galgani, and J. M. Strelcyn, “Kolmogorov Entropy and Numerical Experiments”, *Physical Review A* **14**, 2338-2345 (1976).
- ¹⁸ W. G. Hoover and H. A. Posch, “Direct Measurement of Equilibrium and Nonequilibrium Lyapunov Spectra”, *Physics Letters A* **123**, 227-230 (1987).
- ¹⁹ W. G. Hoover and B. L. Holian, “Kinetic Moments Method for the Canonical Ensemble Distribution”, *Physics Letters A* **211**, 253-257 (1996).
- ²⁰ W. G. Hoover and C. G. Hoover, “Ergodicity of the Martyna-Klein-Tuckerman Thermostat and the 2014 Ian Snook Prize”, *Computational Methods in Science and Technology* **21**, 5-10 (2015).
- ²¹ D. Kusnezov, A. Bulgac, and W. Bauer, “Canonical Ensembles from Chaos”, *Annals of Physics* **204**, 155-185 (1990).
- ²² N. Ju and A. Bulgac, “Finite-Temperature Properties of Sodium Cluster”, *Physical Review B* **48**, 2721-2732 (1993).
- ²³ W. G. Hoover, C. G. Hoover, and H. A. Posch, “Lyapunov Instability of Pendulums, Chains, and Strings”, *Physical Review A* **41** 2999-3004 (1990).
- ²⁴ W. G. Hoover and C. G. Hoover, *Time Reversibility, Computer Simulation, Algorithms, Chaos* (World Scientific, Singapore, 2012).
- ²⁵ J. C. Sprott, W. G. Hoover, and C. G. Hoover, “Heat Conduction, and the Lack Thereof, in Time-Reversible Dynamical Systems: Generalized Nosé-Hoover Oscillators with a Temperature Gradient”, *Physical Review E* **89**, 042914 (2014).
- ²⁶ W. G. Hoover and C. G. Hoover, “Comparison of Very Smooth Cell-Model Trajectories Using Five Symplectic and Two Runge-Kutta Integrators”, *Computational Methods in Science and Technology* **21** (to appear, 2015).
- ²⁷ John D. Ramshaw, *Elements of Computational Fluid Dynamics* (Imperial College Press, London, 2011).
- ²⁸ P. K. Patra and B. Bhattacharya, “A Deterministic Thermostat for Controlling Temperature Using All Degrees of Freedom”, *The Journal of Chemical Physics* **140**, 064106 (2014).

²⁹ P. K. Patra and B. Bhattacharya, “An Ergodic Configurational Thermostat Using Selective Control of Higher Order Temperatures”, *The Journal of Chemical Physics* **142**, 194103 (2015).